


Reverse Mean Higher GCSE Questions

- 1) Pete has seven Shetland ponies. They have a mean height of 116cm.
Pete buys an eighth pony. The height of this pony is 128cm.
Find the mean height of all eight ponies.
- 2) The mean height of seven pupils is 123cm. One pupil of height 147cm leaves the group.
Find the mean height of the remaining six pupils
- 3) There are 12 students in Phil's Maths group. The mean mark in a test is 76%. In Paul's group there are only eight students. Their mean mark is 84%.
Find the overall mean for the 20 children.
- 4) Don delivers pint bottles of milk to two streets. For the first street of 10 houses, the mean number of bottles of milk he delivers is 3.1.
For the second street of six houses, the mean number of bottles he delivers is 2.5.
Find the mean number of bottles of milk he delivers per household for the two streets altogether.
- 5) Nigel has scored a mean of 18 runs in the last five cricket matches. His mean score must be 20 or more for him to be chosen for the school team.
Find the number of runs that he must make in the next match if he is to be chosen for the school team.
- 6) Annabel recorded her test results in the back of her exercise book.

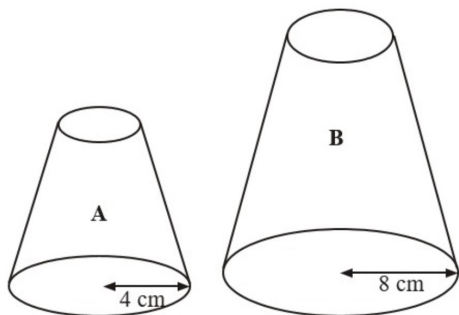
Maths	English	Physics	Chemistry	Biology
88%	85%	77%	79%	

Annabel knows the mean of her five tests was 81%.

What did she get in Biology?

- 7) There are 25 students in a class, 10 girls and 15 boys.
On one particular night, the mean time spend on homework by the boys was 1.6 hours and the mean time spent on homework by the girls was 2.1 hours.
Work out the mean time spent on homework by all the students in the class.
Give your answer in hours and minutes.

1.



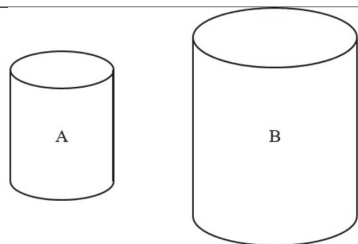
Two solid shapes, A and B, are mathematically similar.
 The base of shape A is a circle with radius 4 cm.
 The base of shape B is a circle with radius 8 cm.
 The surface area of shape A is 80 cm^2

(a) Work out the surface area of shape B. (2 marks)

The volume of shape B is 600 cm^3 .

(b) Work out the volume of shape A. (2 marks)

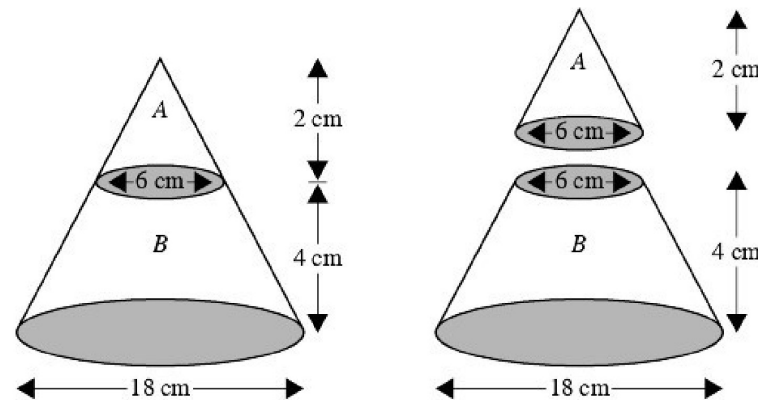
2.



The two cylinders, A and B, are mathematically similar.
 The height of cylinder B is twice the height of cylinder A.
 The total surface area of cylinder A is 180 cm^2 .

Calculate the total surface area of cylinder B. (3 marks)

3.

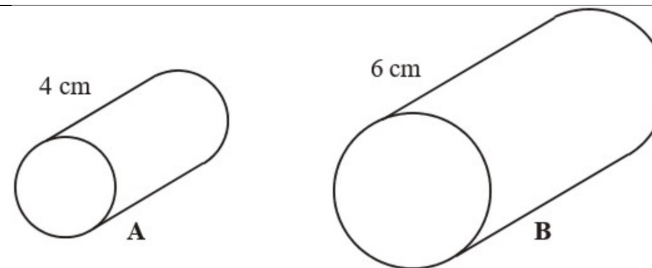


The diagram represents a large cone of height 6 cm and base diameter 18 cm.

The large cone is made by placing a small cone A of height 2 cm and base diameter 6 cm on top of a frustum B.

Calculate the volume of the frustum B.
 Give your answer in terms of π . (4 marks)

4.



Cylinder A and cylinder B are mathematically similar.

The length of cylinder A is 4 cm and the length of cylinder B is 6 cm.

The volume of cylinder A is 80 cm^3 .

Calculate the volume of cylinder B. (3 marks)

5. X and Y are two geometrically similar solid shapes.

The total surface area of shape X is 450 cm^2 .


The total surface area of shape Y is 800 cm^2 .

The volume of shape X is 1350 cm^3 .

Calculate the volume of shape Y.

(3 marks)

6.



Two cylinders, P and Q, are mathematically similar.

The total surface area of cylinder P is $90\pi \text{ cm}^2$.

The total surface area of cylinder Q is $810\pi \text{ cm}^2$.

The length of cylinder P is 4 cm.

(a) Work out the length of cylinder Q.

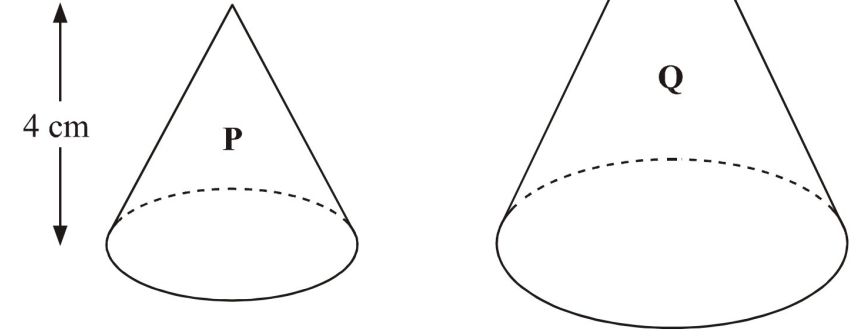
(3 marks)

The volume of cylinder P is $100\pi \text{ cm}^3$.

(b) Work out the volume of cylinder Q.
Give your answer as a multiple of π .

(2 marks)

7.



Two cones, P and Q, are mathematically similar.

The total surface area of cone P is 24 cm^2 .

The total surface area of cone Q is 96 cm^2 .

The height of cone P is 4 cm.

(a) Work out the height of cone Q.

(3 marks)

The volume of cone P is $12\pi \text{ cm}^3$.

(b) Work out the volume of cone Q.

(2 marks)

Question 5: Sketch the following graphs.

- | | | |
|--------------------------|-------------------------|------------------------|
| (a) $y = x^2 + 6x + 8$ | (b) $y = x^2 - x - 6$ | (c) $y = x^2 + 6x + 9$ |
| (d) $y = x^2 - 13x + 42$ | (e) $y = x^2 + 5x - 36$ | (f) $y = x^2 - 2x + 1$ |
| (g) $y = x^2 + 5x + 11$ | (h) $y = x^2 - 4x + 7$ | |

Question 6: Sketch the following graphs.

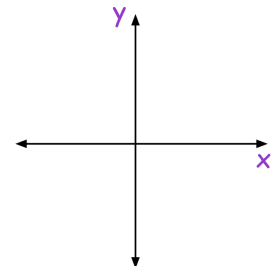
- | | | |
|---------------------------|--------------------------|---------------------|
| (a) $y = (x - 7)(x + 10)$ | (b) $y = (x + 3)(x + 8)$ | (c) $y = (x - 2)^2$ |
|---------------------------|--------------------------|---------------------|

Question 7: Sketch the following graphs.

- | | | |
|--------------------|-------------------|---------------------|
| (a) $y = x^2 - 49$ | (b) $y = x^2 - 1$ | (c) $y = x^2 - 196$ |
|--------------------|-------------------|---------------------|

Question 8: Michael wants to sketch the graph of $y = -x^2 + 5x + 14$

- (a) Find the value of y when $x = 0$
- (b) Use your answer to (a) to plot where the graph crosses the y -axis.
- (c) Solve the equation $-x^2 + 5x + 14 = 0$
- (d) Use your answers to (c) to help you plot where the graph crosses the x -axis.
- (e) Sketch the graph of $y = -x^2 + 5x + 14$

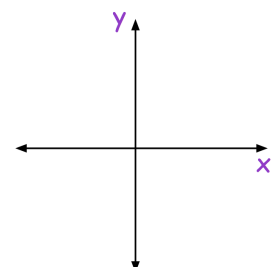


Question 9: Sketch the following graphs.

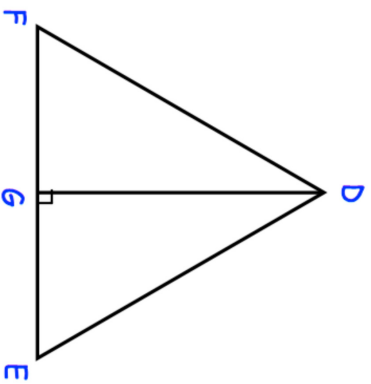
- | | | |
|--------------------------|--------------------------|-------------------------|
| (a) $y = -x^2 - 5x - 4$ | (b) $y = -x^2 + 9x - 18$ | (c) $y = 84 - 5x - x^2$ |
| (d) $y = (3 - x)(x + 8)$ | (e) $y = -x^2 - 8x - 16$ | (f) $y = 144 - x^2$ |

Question 10: Robyn wants to sketch the graph of $y = 2x^2 + 9x + 4$

- (a) Find the value of y when $x = 0$
- (b) Use your answer to (a) to plot where the graph crosses the y -axis.
- (c) Solve the equation $2x^2 + 9x + 4 = 0$
- (d) Use your answers to (c) to help you plot where the graph crosses the x -axis.
- (e) Sketch the graph of $y = 2x^2 + 9x + 4$



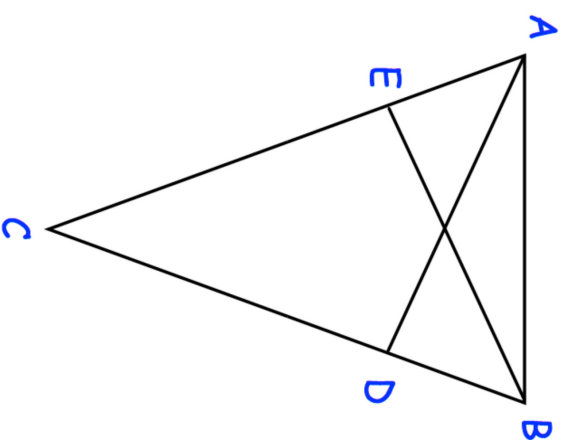
9. DEF is an equilateral triangle.



- G lies on EF.
DG is perpendicular to FE.
Prove $\triangle DFG$ is congruent to $\triangle DEG$.

(3)

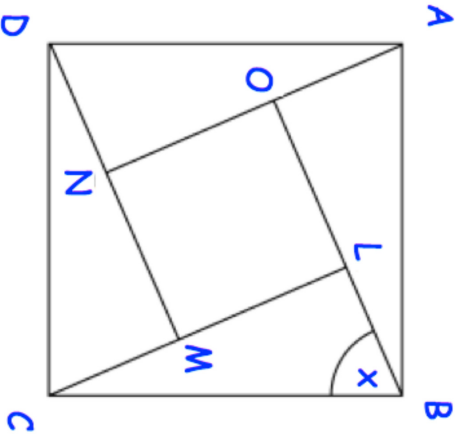
10. ABC is an isosceles triangle in which $AC = BC$.
D and E are points on BC and AC such that $CE = CD$.



- Prove triangles ACD and BCE are congruent.

(4)

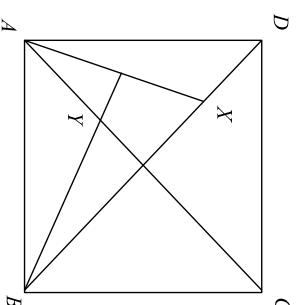
11. ABCD and LMNO are squares.
Angle CBL = x



Prove that triangles ABO and CBL are congruent.

(4)

12. ABCD is a square, X is a point in the diagonal BD and the perpendicular from B to AX meets AC in Y.

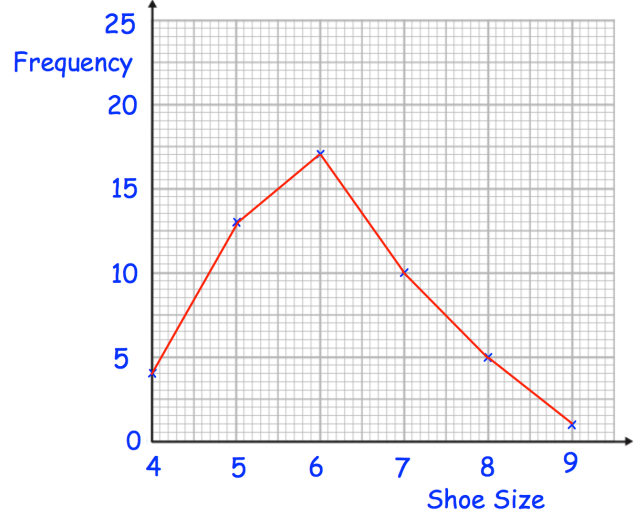


Prove that triangles AXD and AYB are congruent.

(4)

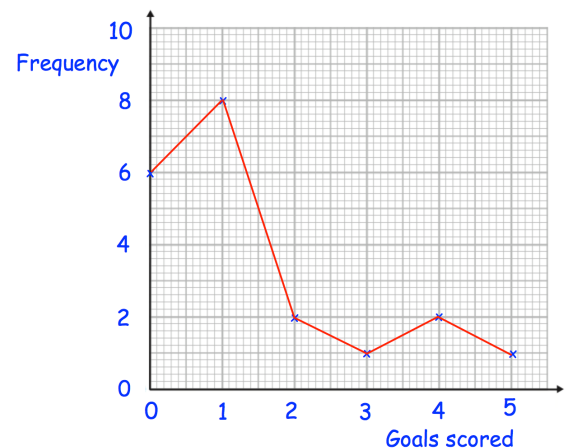
Question 2: Henry surveyed 50 people.
This frequency polygon shows their shoe sizes.

- What is the modal shoe size?
- What is the range of the shoe sizes?
- What fraction of the people surveyed have size 5 shoes?
- What percentage of the people surveyed have size 7 shoes?
- Henry picks somebody at random to win a prize.
Write down the probability that the winner has size 6 shoes.



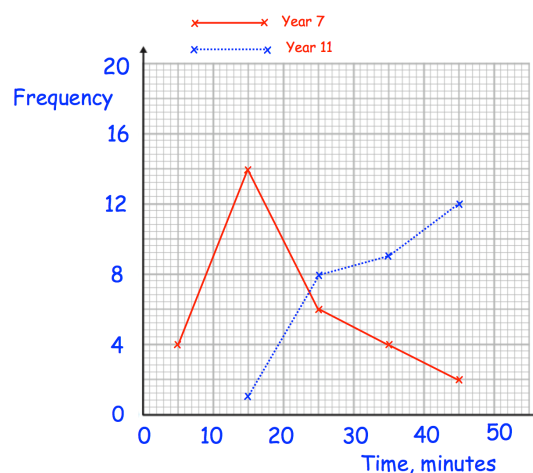
Question 3: Roy is a striker for Rovers.
The frequency polygon shows the number of goals scored in each game over 20 games he has played.

- Work out the median number of goals scored per game.
- Work out the mean number of goals scored per game.
- A journalist asks him for the “average” number of goals scored per game.
Which average should he use?



Question 4: The frequency polygons show the amount of time that 30 students in year 7 and 30 students in year 11 spent on their last maths homework.

Compare the time spent on homework by the year 7s and the year 11s.



Frequency Polygons

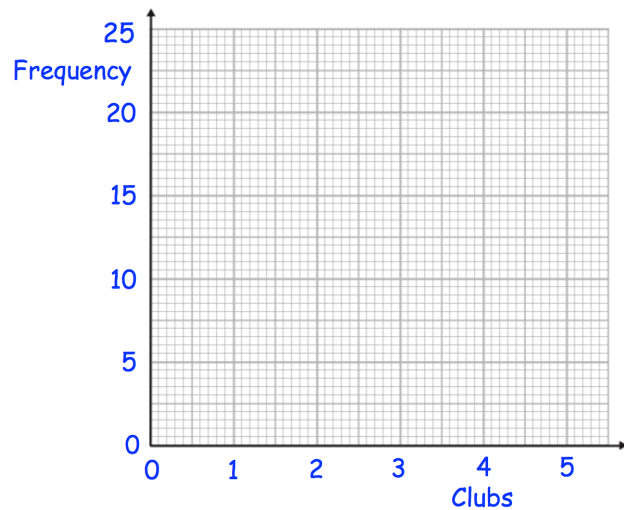
Videos 155 and 156 on www.corbettmaths.com

Question 5: 50 boys and 50 girls attend a primary school.
The table below shows how many clubs they attend.

(a) On the same grid, draw a frequency polygon for the boys and a frequency polygon for the girls.

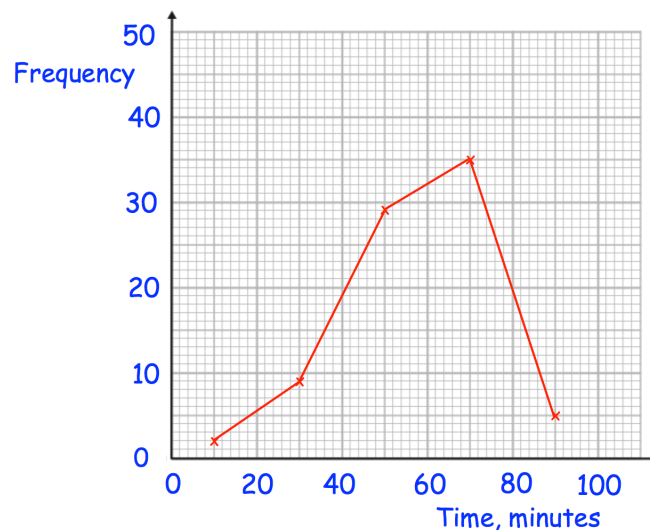
(b) Compare the distributions.

Clubs	Boys	Girls
0	5	2
1	20	18
2	14	22
3	9	7
4	2	1



Question 6: The frequency polygon shows information about the amount of time people spend in the gym.

Calculate an estimate of the mean time spent in the gym.



Answers



Click here



Scan here

Error Intervals

Video 377 on www.corbettmaths.com

Examples



Click here



Scan here

Workout

Question 1: The mass of a coin is 8 grams to the nearest gram.
Complete the error interval for the mass of the coin

$$\dots\dots\dots \text{g} \leq \text{mass} < \dots\dots\dots \text{g}$$

Question 2: The distance between two cities is 900km to the nearest 100km.
Complete the error interval for the distance

$$\dots\dots\dots \text{km} \leq \text{distance} < \dots\dots\dots \text{km}$$

Question 3: Frank rounds a number, y , to the nearest ten.
His result is 20
Write down the error interval for y

Question 4: Lily rounds a number, y , to the nearest whole number.
Her result is 5
Write down the error interval for y

Question 5: Freya rounds a number, y , to one decimal place.
Her result is 6.4
Write down the error interval for y

Question 6: Oscar rounds a number, y , to the nearest integer.
His result is 100
Write down the error interval for y

Question 7: A number, n , is rounded to 1 decimal place.
The result is 1.3
Using inequalities, write down the error interval for n .

Question 8: A number, n , is rounded to 2 decimal places.
The result is 6.27
Using inequalities, write down the error interval for n .

Question 9: Elliott weighs 56.2kg.
This mass, m , is to the nearest 100g.
Write the error interval due to rounding.

Error Intervals

Video 377 on www.corbettmaths.com

Question 10: A number, x , is 21 when rounded to 2 significant figures.
Write down the error interval.

Question 11: A number, y , is 15000 when rounded to 2 significant figures.
Write down the error interval.

Question 12: A number, y , is 680000 when rounded to 3 significant figures.
Write down the error interval.

Question 13: The length of a line, l , was given as 2.8cm, truncated to 1 decimal place.
Complete the error interval for l

$$\dots\dots\dots \text{ cm} \leq l < \dots\dots\dots \text{ cm}$$

Question 14: A number, y , is 0.37 when truncated to 2 decimal places.
Complete the error interval for y

$$\dots\dots\dots \leq y < \dots\dots\dots$$

Question 15: A number, n , is truncated to 1 decimal place.
The result is 18.1
Using inequalities, write down the error interval for n .

Question 16: A number, n , is truncated to 3 decimal places.
The result is 4.066
Using inequalities, write down the error interval for n .

Apply

Question 1: The length of each side of a regular hexagon is 4.7cm to 1 decimal place.
Write the error interval for the perimeter, P

Question 2: Grace and George complete a crossword.
It takes Grace 9 minutes to complete the crossword to the nearest minute.
It takes George 11 minutes to complete the crossword to the nearest minute.

Show that the total time for both people to complete the crossword could be 20 minutes 50 seconds.

Question 3: A man jogs 200 metres to the nearest 10 metres.
It takes him 30 seconds to the nearest 10 seconds.

Work out the error interval for his speed, s .



Error Intervals

Video 377 on www.corbettmaths.com

Question 4: A number, x , is 1.92 when truncated to 2 decimal places.
Matthew has been asked to write down the error interval.
This is his answer.

$$1.915 \leq x < 1.925$$


Explain why Matthew is wrong.

Question 5: A number, n , is rounded to 3 significant figures.
The result is 7500
Norris has been asked to write down the error interval for n .
This is his answer.

$$7450 < x < 7550$$

Explain why Norris is wrong.

Answers



Click here



Scan here

Stratified Sampling

Video 281 on www.corbettmaths.com

Question 10: The table below shows the age group of the members of a tennis club.

Age Group	Junior	Adult	Senior
Number	320	500	130

A stratified sample of 40 is to be taken.
Calculate the number for each age group in the sample.

Question 11: The table shows information about the ages of people on a train.

Age range	Frequency
under 18	16
18 to 40	41
41 to 60	84
over 60	29

The train conductor gives a questionnaire to some of these passengers.

She takes a sample of exactly 50 passengers stratified by age range.

Work out the number of passengers in each age range that the train conductor should have in her sample.

Question 12: The table below shows information about the vehicles sold by a dealership.

Car	Van	Motorbike	Caravan
5112	1048	2948	750

The manager takes a sample of 150 customers, stratified by type of vehicle sold.
Calculate the number of each vehicle type in the sample.

Apply

Question 1: Mr Henderson is going to survey the students in his school.
The table shows the number of students in each year group.

Year	Boys	Girls	Total
8	91	100	191
9	82	95	177
10	84	84	168
11	75	70	145
12	68	71	139
			820

Mr Henderson wants to take a sample of 60 students, stratified by year and by gender.

- (a) What is a stratified sample?
- (b) Work out the number of year 9 girls that should be in the sample.
- (c) Describe a method to randomly select the year 9 girls

Stratified Sampling

Video 281 on www.corbettmaths.com

Question 2: A cricket club has 300 members.
A stratified sample of members is taken, by age group.

Some information is given in the table.

	Junior	18 - 40	41 - 60	Senior
Number of members	40		115	
Number in sample	8			7

Complete the table.

Question 3: Matthew owns 2400 stamps from several different countries.
He takes a stratified sample, by country.

Some information is given in the table.

Country	France	Spain	Turkey	UK
Number of stamps		320		1120
Number in sample		20	7	

Complete the table.


Question 4: Here is some information about the colour of raffle tickets sold.

Pink	Green	Yellow
145	125	340

A sample of size 20, stratified by colour of raffle ticket is taken.
From the sample of 20, two winning tickets are chosen at random.

Work out the probability that the two tickets are different colours.

Answers



Click here



Scan here

Box Plots

Videos 149 and 150 on www.corbettmaths.com

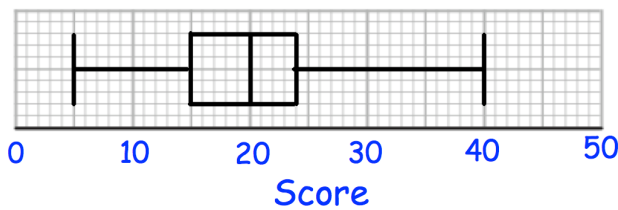
Question 4: Draw a box plot for each set of data

- (a) 8, 10, 13, 14, 14, 15, 15, 16, 18, 19, 21, 22, 24, 29, 35
- (b) 40, 80, 90, 90, 100, 120, 130
- (c) 5.9, 7.3, 7.8, 8, 8.4, 8.7, 8.9, 8.9, 8.9, 9, 9, 9.1, 9.1, 9.3, 9.5, 9.6, 9.9, 10.5, 10.9

Question 5: Compare the distributions of each pair of box plots below.

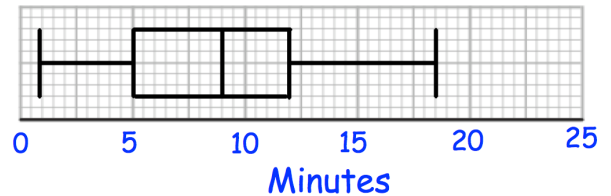
(a)

7A results

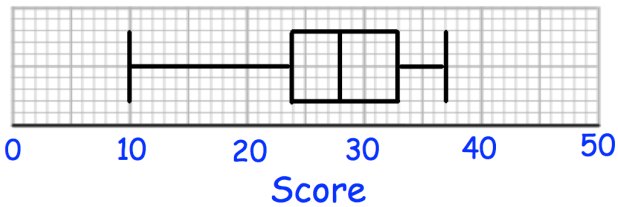


(b)

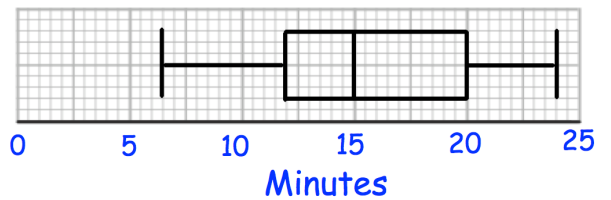
Time taken to complete puzzle - Children



7B results

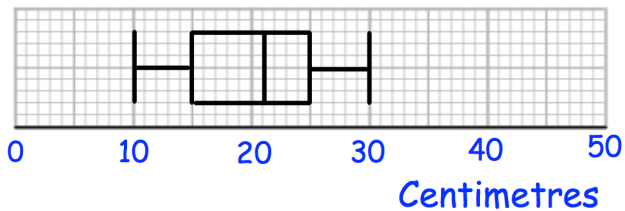


Time taken to complete puzzle - Adults



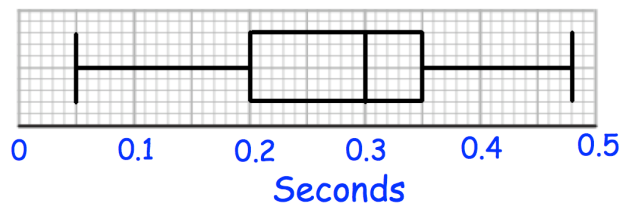
(c)

Length of red squirrels

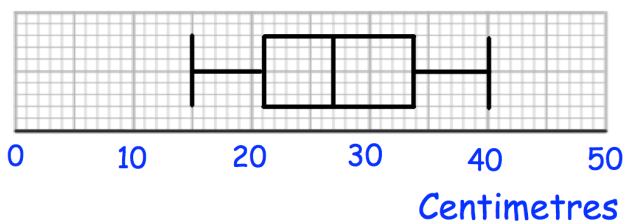


(d)

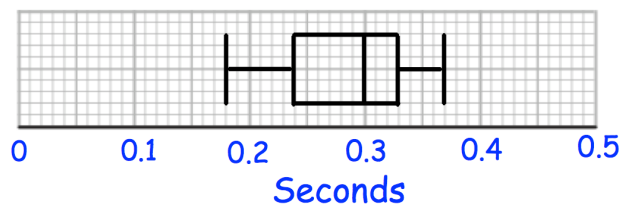
Reaction Times - Group A



Length of grey squirrels



Reaction Times - Group B



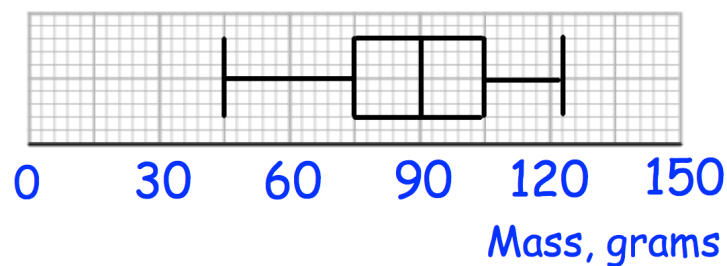
Box Plots

Videos 149 and 150 on www.corbettmaths.com

Question 3: Mr Jones is an estate agent on the Isle of Man. He has created this table to show information about the prices of houses he has sold. Explain how you know he has made a mistake.

Median	£375,000
Range	£235,000
Interquartile Range	£590,000

Question 4: The box plot show information about the masses of apples in a crate.



Jack is going to select apples at random from the crate. After selecting each apple, he records its mass and returns it to the crate before picking another. Work out the probability that:

- Jack picks two apples, both under 75g
- Jack picks two apples, both over 90g
- Jack picks two apples, both over 105g
- Jack picks two apples, one under 90g and one over 105g
- Jack picks three apples, all over 105g
- Jack picks three apples, two over 105g and one under 75g.

Answers



Click here

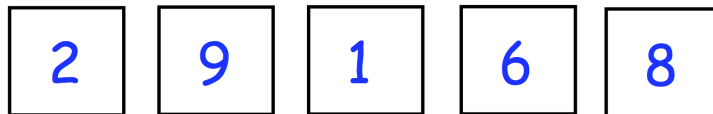


Scan here

Product Rule for Counting

Video 383 on www.corbettmaths.com

- Question 6: Oliver picks a 4-digit **even** number that is greater than 3000.
The second digit is a multiple of 4.
How many different numbers could Oliver pick?
- Question 7: Sophia is creating a 6-digit code to lock her iPad.
She only uses digits greater than 2.
She only uses each digit once.
How many possible codes can Sophia create?
- Question 8: In a class, there are 10 boys and 9 girls.
The teacher has been asked to pick one boy and one girl to win a prize.
How many possible pairs of students can the teacher pick?
- Question 9: Jason picks a 5-digit number that is less than 80000.
The first digit is odd.
The fourth and fifth digits are equal.
How many different numbers can Jason pick?
- Question 10: A headteacher wants to survey two Year 7 students.
There are 100 students in Year 7.
How many possible pairs of students can the headteacher pick?
- Question 11: How many even numbers greater than 40000 can be created using these digits?



Apply

- Question 1: On a school trip, students are given a packed lunch.
The students can choose one piece of fruit and one snack.
There are 8 different pieces of fruit and some different snacks.
Altogether there are 104 different ways to choose one piece of fruit and one snack
How many different snacks are there?

Product Rule for Counting

Video 383 on www.corbettmaths.com

Question 2: At a summer camp, children pick a morning, an afternoon and an evening activity.

There are 4 morning and 7 evening activities to pick from.

Altogether there are 224 different ways to choose their activities.

How many afternoon activities are there?

Question 3: In a gym there are

12 exercise classes on a Monday

13 exercise classes on a Wednesday

7 exercise classes on a Friday

Katie is going to attend either

- or a class on Monday and a class on Friday
- or a class on Wednesday and a class on Friday
- or a class on Monday, Wednesday and Friday

Work out how many different ways there are to pick which exercises classes Katie is going to attend.

Question 4: A group of 10 people enter a room.
Each person shakes hands, once, with all the other people in the room.

How many handshakes are there in total?



Question 5: A pizza parlour sells 9 different toppings.

Michael orders a pizza with 2 different toppings.

(a) How many different pizzas can he choose from?

Beth orders a pizza with 3 different toppings.

(b) How many different pizzas can she choose from?

John orders a pizza with 4 different toppings.

(c) How many different pizzas can he choose from?

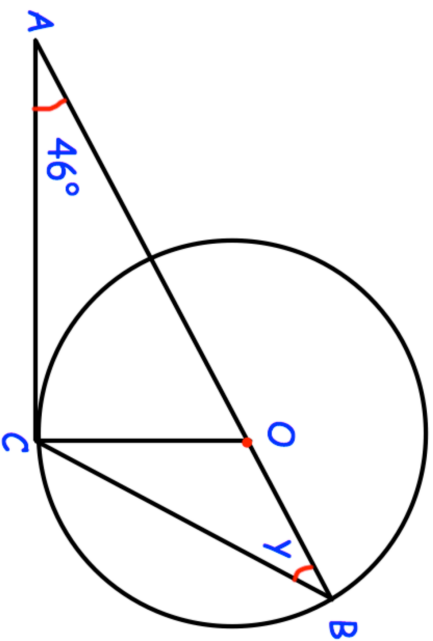
Answers



Click here



14.

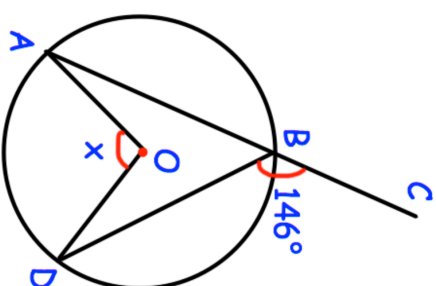


AOB is a straight line.
 B and C are points on the circumference of a circle, centre O .
 AC is a tangent to the circle.

Work out the size of the angle y .

.....
(4)

15.

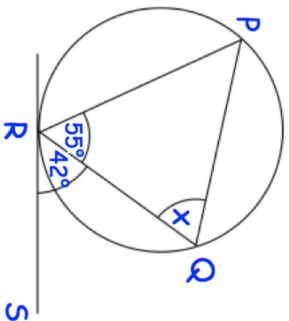


Shown is a circle with centre O .
 ABC is a straight line.
Angle CBD is 146° .

Find the size of angle AOD .

.....
(3)

16. RS is a tangent to the circle at R.

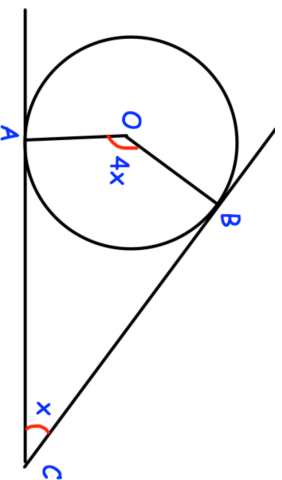


Calculate the value of x .

Give reasons for your answer.

.....°
(3)

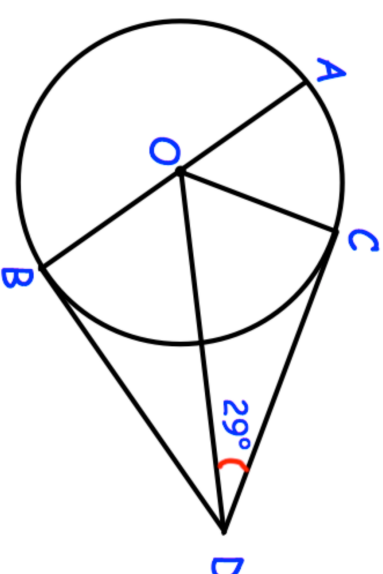
17. AC and BC are tangents to the circle with centre O.



Find the size of x .

.....°
(3)

18. A, B and C are points on the circumference of a circle with centre O.



AOB is a diameter of the circle.

CD and BD are tangents to the circle.

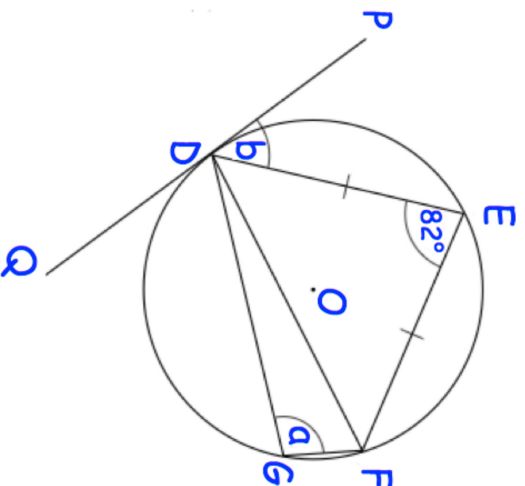
Angle CDO = 29°

Work out the size of angle AOC.

Give reasons for each stage of your working.

.....°
(4)

19. DEFG is a cyclic quadrilateral.
 PDQ is a tangent at D.
 O is the centre of the circle.
 DEF is an isosceles triangle.



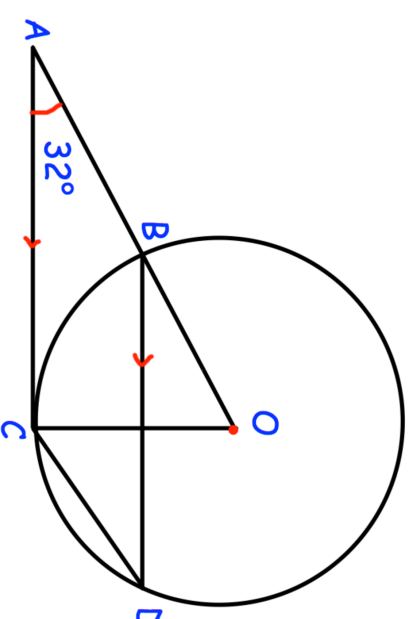
- (a) Work out the value of a.
 (b) Work out the value of b.
 (c) Write down the name of the circle theorem used in part (b)

.....°
 (2)

.....°
 (3)

.....
 (1)

- 20.



Shown is a circle, centre O.
 B, C and D are points on the circumference.

ABO is a straight line.
 AC is a tangent to the circle.

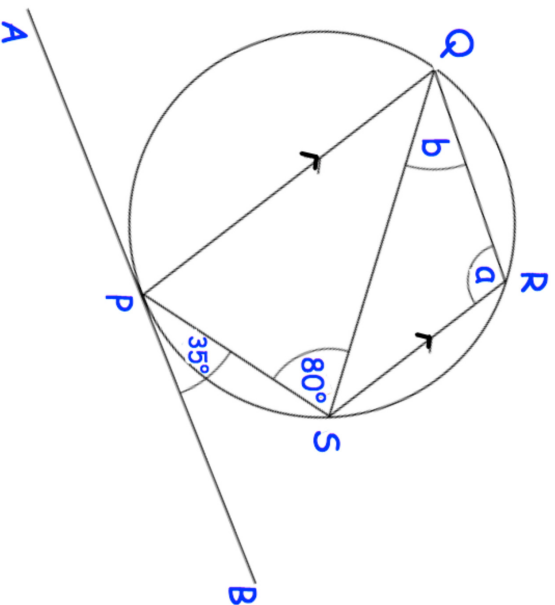
- (a) Work out angle AOC.
 (b) Work out angle BDC.
 (c) Work out angle ACD.

.....°
 (2)

.....°
 (3)

.....°
 (1)

21. PQRS is a cyclic quadrilateral.
 APB is a tangent to the circle at P.
 PQ is parallel to SR.
 Angle SPB = 35° and angle PSQ = 80°

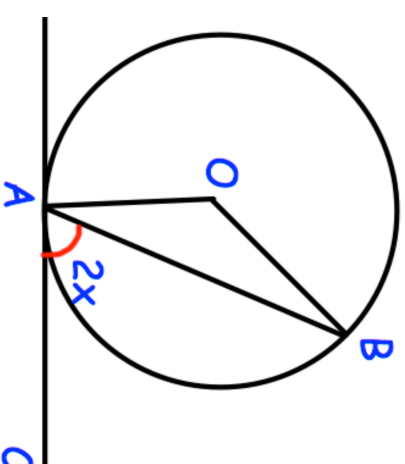


- (a) Work out the size of angle QRS.
- (b) Work out the size of angle RQS.

.....^o
 (4)

.....^o
 (2)

- 22.

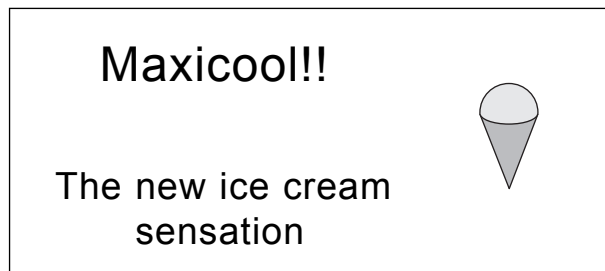


- A and B are points on the circumference of a circle, centre O.
 CA is a tangent to the circle.
 Angle CAB = $2x$
- Prove that angle AOB = $4x$
 Give reasons for each stage of your working.

(4)

1.

[4 marks]



A Maxicool consists of a cone full of ice cream with a hemisphere of ice cream on top.
The radius of the hemisphere is 3 cm.
The radius of the base of the cone is 3 cm.
The height of the cone is 10 cm.

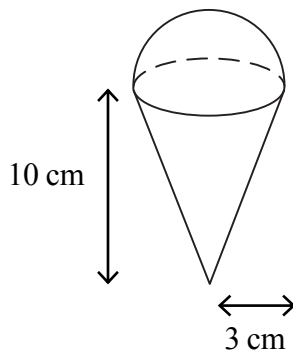


Diagram **NOT** accurately drawn

Calculate the total volume of ice cream in a Maxicool.
Give your answer correct to 3 significant figures.

2.

[5 marks]

A solid is made from a cylinder and a hemisphere.
The cylinder has radius 1.5 cm and height 4 cm.
The hemisphere has radius 1.5 cm.

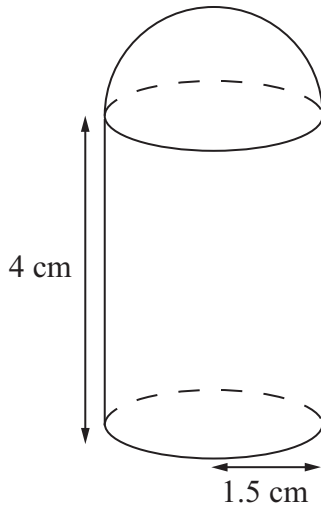


Diagram **NOT**
accurately drawn

Work out the total volume of the solid.
Give your answer correct to 3 significant figures.

..... cm³

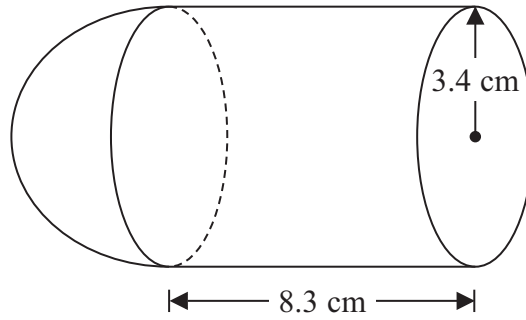


Diagram **NOT**
accurately drawn

The diagram shows a shape made from a solid cylinder and a solid hemisphere.
The cylinder has a radius of 3.4 cm and a length of 8.3 cm.
The hemisphere has a radius of 3.4 cm.

Calculate the total surface area of the solid shape.
Give your answer correct to 3 significant figures.

..... cm²

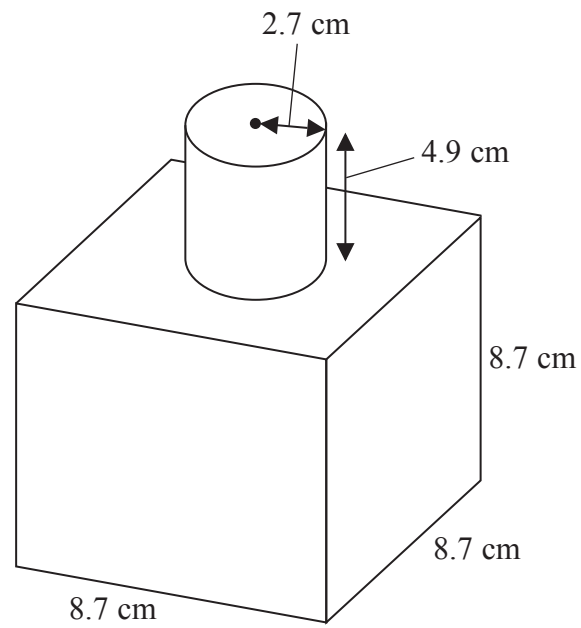


Diagram **NOT**
accurately drawn

The diagram shows a shape made from a solid cube and a solid cylinder.
The cube has sides of length 8.7 cm.
The cylinder has a radius of 2.7 cm and a height of 4.9 cm.

Calculate the total surface area of the solid shape.
Give your answer correct to 3 significant figures.

..... cm²

The diagram shows a sphere and a cone.

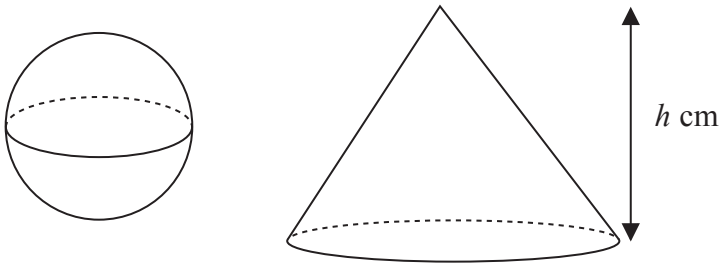


Diagram **NOT**
accurately drawn

The cone has height h cm.

The radius of the base of the cone is 3 times the radius of the sphere.

Given that the volume of the sphere is equal to the volume of the cone,
find an expression for the radius of the sphere in terms of h .

Give your expression in its simplest form.

The diagram shows two solid shapes, shape **A** and shape **B**.

Shape **A** is made of a hemisphere and a cone.

Shape **B** is a cylinder.

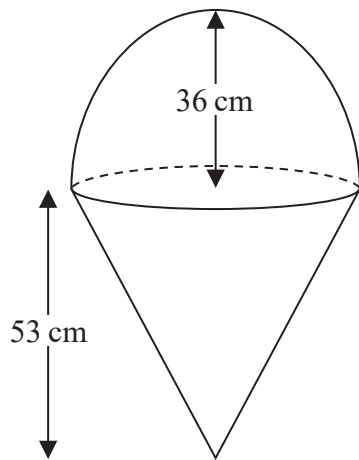
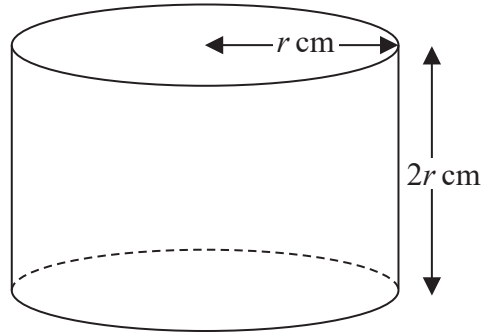
**A**

Diagram **NOT**
accurately drawn

**B**

For shape **A**

radius of the hemisphere is 36 cm
radius of the base of the cone is 36 cm
height of the cone is 53 cm

For shape **B**

radius of the cylinder is r cm
height of the cylinder is $2r$ cm

The volume of shape **A** = the volume of shape **B**

Calculate the height of shape **B**.

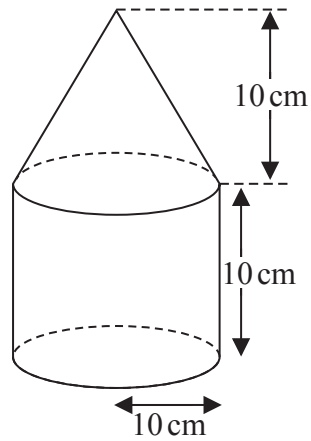


Diagram **NOT**
accurately drawn

The diagram shows a solid shape made from a cone on top of a cylinder.

The cone has a radius of 10 cm and a height of 10 cm.

The cylinder has a radius of 10 cm and a height of 10 cm.

The centre of the base of the cone coincides with the centre of the top face of the cylinder.

The total surface area of the solid is $A \text{ cm}^2$

Show that $A = (300 + 100\sqrt{2})\pi$

The diagram shows a cylinder and a sphere.

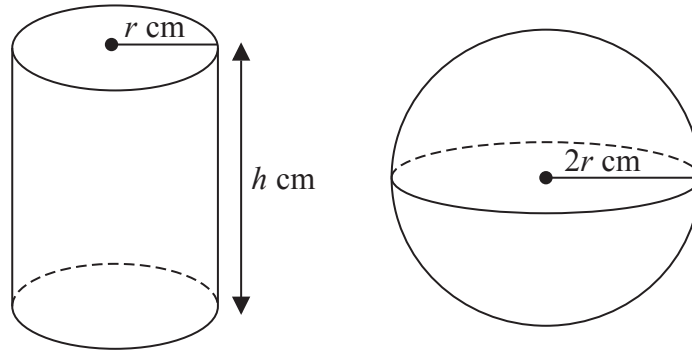


Diagram **NOT**
accurately drawn

The cylinder has radius r cm and height h cm.

The sphere has radius $2r$ cm.

The volume of the cylinder is equal to the volume of the sphere.

Find an expression for h in terms of r .

Give your answer in its simplest form.

.....

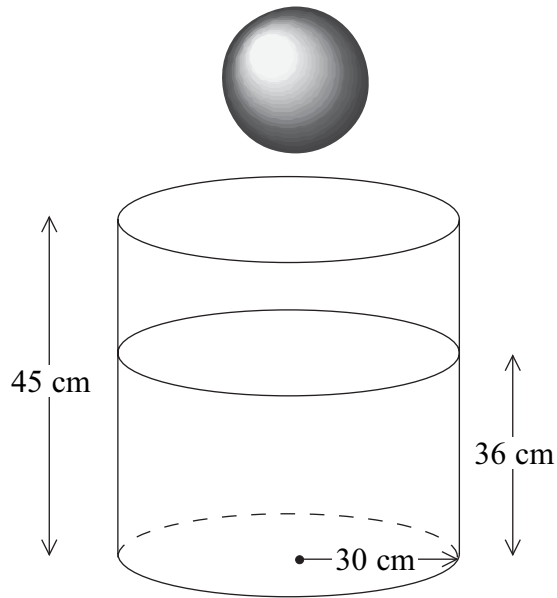


Diagram **NOT**
accurately drawn

A cylindrical tank has a radius of 30 cm and a height of 45 cm.
The tank contains water to a depth of 36 cm.

A metal sphere is dropped into the water and is completely covered.
The water level rises by 5 cm.

Calculate the radius of the sphere.

..... cm

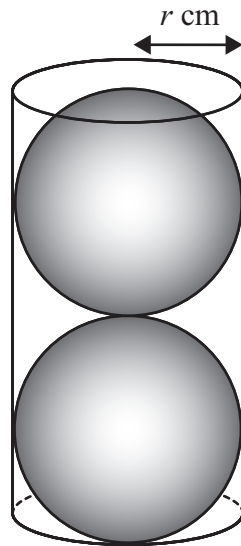


Diagram **NOT**
accurately drawn

Two solid spheres, each of radius r cm, fit exactly inside a hollow cylinder.

The radius of the cylinder is r cm.

The height of the cylinder is equal to $4r$ cm.

The volume of the space inside the cylinder, not occupied by the spheres, is $\frac{125}{6}\pi$ cm³

Calculate the value of r .

Show your working clearly.

$r = \dots\dots\dots$

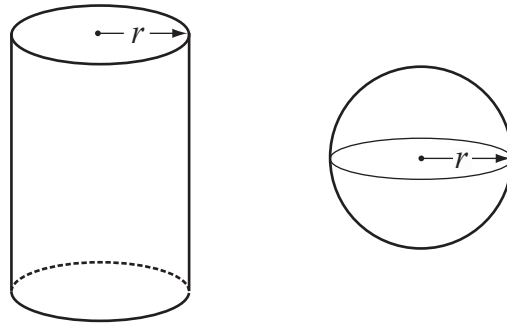


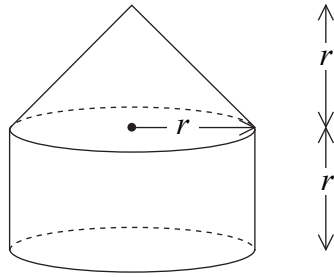
Diagram **NOT**
accurately drawn

The diagram shows a solid cylinder and a solid sphere.
The cylinder has radius r .
The sphere has radius r .

Given that $\frac{\text{Total surface area of cylinder}}{\text{Surface area of sphere}} = 2$

find the value of $\frac{\text{Volume of cylinder}}{\text{Volume of sphere}}$

.....



The diagram shows a solid made from a cone and a cylinder.

The cylinder has radius r and height r .

The cone has base radius r and height r .

- (a) Show that the total volume of the solid is equal to the volume of a sphere of radius r .

(2)

The curved surface area of a cylinder with base radius r and height h is $2\pi rh$.

The curved surface area of a cone with base radius r and slant height l is πrl .

- (b) Show that the **total** surface area of the above solid is greater than the surface area of a sphere of radius r .

(3)

C1 COORDINATE GEOMETRY

Worksheet A

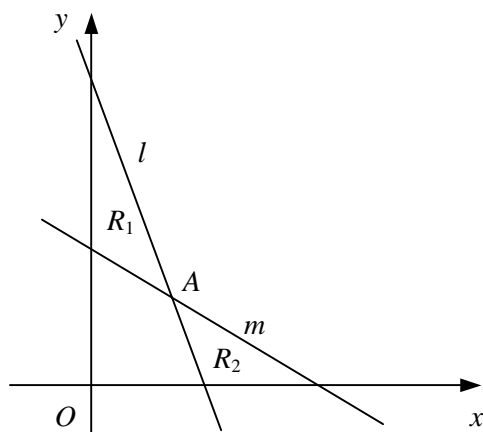
- Find the gradient of the line segment joining each pair of points.
 - (3, 1) and (5, 5)
 - (4, 7) and (10, 9)
 - (6, 1) and (2, 5)
 - (-2, 2) and (2, 8)
 - (1, 3) and (7, -1)
 - (4, 5) and (-5, -7)
 - (-2, 0) and (0, -8)
 - (8, 6) and (-7, -2)
- Write down the gradient and y-intercept of each line.
 - $y = 4x - 1$
 - $y = \frac{1}{3}x + 3$
 - $y = 6 - x$
 - $y = -2x - \frac{3}{5}$
- Find the gradient and y-intercept of each line.
 - $x + y + 3 = 0$
 - $x - 2y - 6 = 0$
 - $3x + 3y - 2 = 0$
 - $4x - 5y + 1 = 0$
- Write down, in the form $y - y_1 = m(x - x_1)$, the equation of the straight line with the given gradient which passes through the given point.
 - gradient 2, point (4, 1)
 - gradient 5, point (2, -5)
 - gradient -3, point (-1, 1)
 - gradient $\frac{1}{2}$, point (1, 6)
 - gradient -2, point $(\frac{3}{4}, -\frac{1}{4})$
 - gradient $-\frac{1}{5}$, point (-3, -7)
- Find, in the form $y = mx + c$, the equation of the straight line with the given gradient which passes through the given point.
 - gradient 3, point (1, 2)
 - gradient -1, point (5, 3)
 - gradient 4, point (-2, -3)
 - gradient -2, point (-4, 1)
 - gradient $\frac{1}{3}$, point (-3, 1)
 - gradient $-\frac{5}{6}$, point (9, -2)
- Find, in each case, the equation of the straight line with gradient m which passes through the point P . Give your answers in the form $ax + by + c = 0$, where a , b and c are integers.
 - $m = 1$, $P(2, -4)$
 - $m = \frac{1}{2}$, $P(6, 1)$
 - $m = -4$, $P(-1, 8)$
 - $m = \frac{2}{5}$, $P(-3, 5)$
 - $m = -3$, $P(\frac{3}{2}, -\frac{1}{8})$
 - $m = -\frac{3}{4}$, $P(\frac{2}{3}, -7)$
- Find, in the form $y = mx + c$, the equation of the straight line passing through each pair of points.
 - (0, 1) and (4, 13)
 - (2, 9) and (7, -1)
 - (-4, 3) and (2, 7)
 - $(-\frac{1}{2}, -2)$ and (2, 8)
 - (3, -2) and (18, -5)
 - (-3.2, 4) and (-2, 0.4)
- Find, in the form $ax + by + c = 0$, where a , b and c are integers, the equation of the straight line which passes through each pair of points.
 - (3, 0) and (5, 2)
 - (-1, 8) and (5, -4)
 - (-5, 3) and (7, 5)
 - (-4, -1) and (8, -17)
 - (2, -1.5) and (7, 0)
 - $(-\frac{3}{5}, \frac{1}{10})$ and (3, 1)
- The straight line l passes through the points $A(-6, 8)$ and $B(3, 2)$.
 - Find an equation of the line l .
 - Show that the point $C(9, -2)$ lies on l .
- The point $M(k, 2k)$ lies on the line with equation $x - 3y + 15 = 0$. Find the value of the constant k .

C1 COORDINATE GEOMETRY

Worksheet C

- 1 The straight line l has gradient -3 and passes through the point with coordinates $(3, -5)$.
- a Find an equation of the line l .
- The straight line m passes through the points with coordinates $(-1, -2)$ and $(4, 1)$.
- b Find the equation of m in the form $ax + by + c = 0$, where a , b and c are integers.
- The lines l and m intersect at the point P .
- c Find the coordinates of P .
- 2 Given that the straight line passing through the points $A(2, -3)$ and $B(7, k)$ has gradient $\frac{3}{2}$,
- a find the value of k ,
- b show that the perpendicular bisector of AB has the equation $8x + 12y - 45 = 0$.
- 3 The vertices of a triangle are the points $A(5, 4)$, $B(-5, 8)$ and $C(1, 11)$.
- a Find the equation of the straight line passing through A and B , giving your answer in the form $ax + by + c = 0$, where a , b and c are integers.
- b Find the coordinates of the point M , the mid-point of AC .
- c Show that OM is perpendicular to AB , where O is the origin.

4



The line l with equation $3x + y - 9 = 0$ intersects the line m with equation $2x + 3y - 12 = 0$ at the point A as shown in the diagram above.

- a Find, as exact fractions, the coordinates of the point A .

The region R_1 is bounded by l , m and the y -axis.

The region R_2 is bounded by l , m and the x -axis.

- b Show that the ratio of the area of R_1 to the area of R_2 is $25 : 18$

- 5 The straight line l has the equation $2x + 5y + 10 = 0$.

The straight line m has the equation $6x - 5y - 30 = 0$.

- a Sketch the lines l and m on the same set of axes showing the coordinates of any points at which each line crosses the coordinate axes.

The points where line m crosses the coordinate axes are denoted by A and B .

- b Show that l passes through the mid-point of AB .

Invariant Points

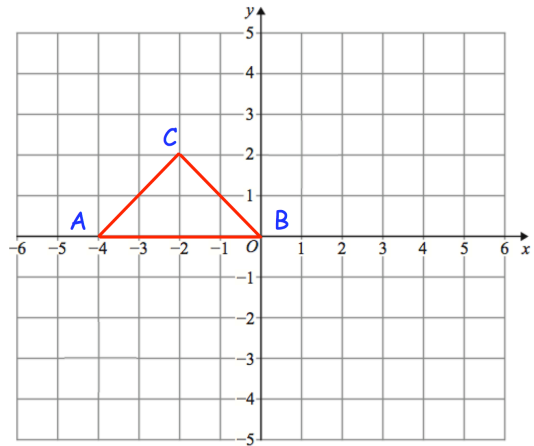
Video 392 on www.corbettmaths.com

Apply

Question 1: ABC is a triangle.

Describe fully a **single** transformation of ABC so that:

- (a) None of the vertices are invariant.
- (b) Exactly one vertex is invariant.
- (c) Exactly two vertices are invariant.



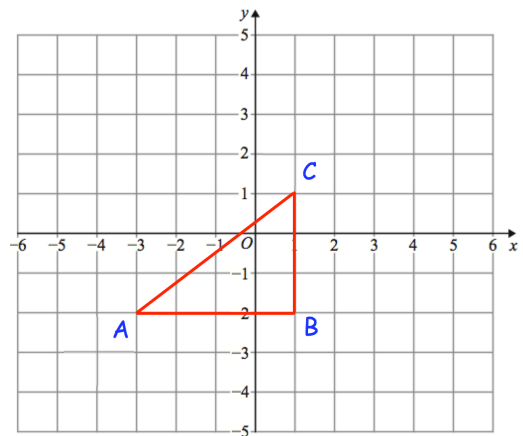
Question 2: Here is triangle ABC

Olivia says “if ABC is reflected in the line $x = -3$ there is one invariant point.”

Amelia says “if ABC is reflected in the line $y = -2$ there are two invariant points.”

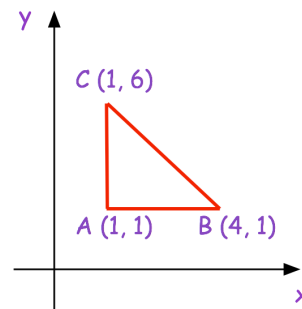
Isla says “if ABC is reflected in the line $x = 1$ there are two vertices that are invariant.”

Which student is incorrect? Explain your answer.



Question 3: Here is a sketch of triangle ABC.

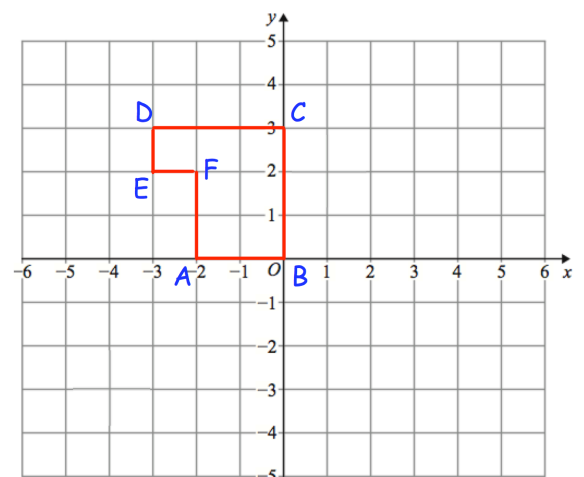
Describe fully a **single** transformation of ABC so that all the points on AC are invariant and the point B is not invariant.



Question 4: Here is shape ABCDEF

Describe fully **single** transformations so that from the six vertices:

- (a) only vertices B and C are invariant.
- (b) only vertex F is invariant.
- (c) only vertices B, D and F are invariant.



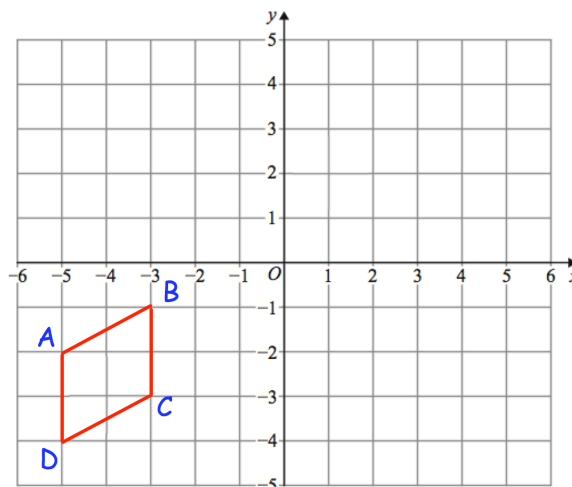
Invariant Points

Video 392 on www.corbettmaths.com

Question 5: Here is quadrilateral ABCD

ABCD is reflected in the line $x = -1$
 followed by a reflection in the line $y = -x$
 followed by a rotation of 180° about $(-1, -1)$

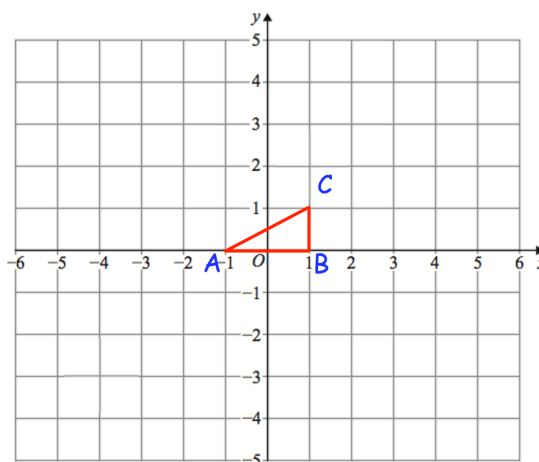
Which of the vertices are invariant?




Question 6: Shown is triangle ABC

ABC is rotated 180° about $(-1, 2)$ and then
 translated by the vector $\begin{pmatrix} 2 \\ -4 \end{pmatrix}$

Write down the coordinate of the invariant point.



Answers



Click here



Scan here

'S

**GCSE MATHEMATICS
REVISION PACK**