

Bearings

Video 26 on Corbettmaths

Question 5: Give these directions of travel as three figure bearings

- | | | | |
|-----------|----------------|-----------|----------------|
| (a) North | (b) South-east | (c) West | (d) North-east |
| (e) East | (f) South-west | (g) South | (h) North-west |

Question 6: A dolphin is on a bearing of 100° from the island.
 The same dolphin is on a bearing of 015° from the lighthouse.
 On a sketch of the diagram below, mark the location of the dolphin.




Question 7: A hot-air balloon is on a bearing of 140° from the radar A.
 The same hot-air balloon is on a bearing of 065° from the radar B.
 On a sketch of the diagram below, mark the location of the hot-air balloon.



Bearings

Video 26 on Corbettmaths

Question 8: A UFO is on a bearing of 015° from the radar A.
The same UFO is on a bearing of 315° from the radar B.
On a sketch of the diagram below, mark the location of the UFO.



Question 9:

- (a) The bearing of A from B is 025° , find the bearing of B from A.
- (b) The bearing of A from B is 061° , find the bearing of B from A.
- (c) The bearing of A from B is 098° , find the bearing of B from A.
- (d) The bearing of A from B is 102° , find the bearing of B from A.
- (e) The bearing of A from B is 193° , find the bearing of B from A.
- (f) The bearing of A from B is 222° , find the bearing of B from A.
- (g) The bearing of A from B is 315° , find the bearing of B from A.

Question 10: Make a copy of the diagram below into your book.



- (a) Find the bearing of B from A.
- (b) Find the bearing of A from B.

Use the scale 1cm represents 20miles.

- (c) From your diagram, work out the real distance between A and B.

C is 140 miles from B on a bearing of 110° .

- (d) On your diagram, mark C with a cross.

Speed, Distance, Time

Videos 299 on Corbettmaths

11. Mr Jenkins catches the 11:45am bus from London to Glasgow.
The distance between the two cities is 407 miles.
The bus travels at an average speed of 55mph.
What time should he arrive in Glasgow?
12. Michael drives 143 miles from town A to town B in 2 hours 36 minutes.
He then drives from town B to town C at the same speed and it takes 21 minutes.
- (a) Work out Michael's average speed from town A to town B.
(b) How far did Michael travel, in total, from town A to town C?
13. The distance from Junction 19 to Junction 20 on a motorway is 14 miles.
Bethany drove the distance in 15 minutes.
Max drove the distance at a speed of 52mph.
Who was faster?
14. The distance from Swindon to a village is 40 miles.
Vicky drives from the village to Swindon at 60 mph.
Charlie drives from the village to Swindon at 50mph.
Work out how much longer the journey takes Charlie.
Give your answer in minutes.
15. Miss Black completes a journey in 3 stages.
In stage 1, she drives at a speed of 40km/h for 45 minutes.
In stage 2, she drives at 60 km/h for 2 hours 9 minutes.
Altogether, over the 3 stages, Miss Black drives 171.6km in 3 hours 15 minutes
What is her average speed, in km/h, in stage 3?
16. The speed limit on a road is 40mph.
A scooter drives 9 miles in 13 minutes.
Is the scooter breaking the speed limit?



Answers



Click here

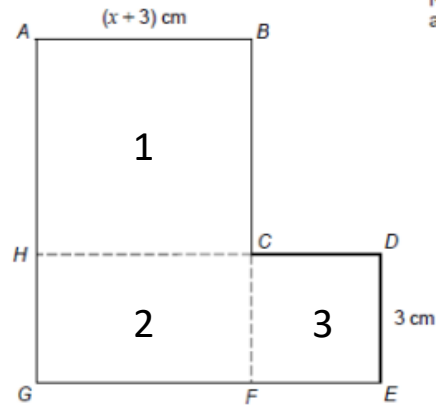


Scan here

Forming and Solving Equations

Hard example

ABCH is a square. HCFG is a rectangle. CDEF is a square.



Show that the total area of the L-shape in cm^2 is $x^2 + 9x + 27$

$$\begin{aligned} \text{Area of square 1: } & (x+3) \times (x+3) \\ & = (x+3)(x+3) \\ & = x^2 + 6x + 9 \end{aligned}$$

Remember when you multiply two expressions like this together it forms double brackets

$$\begin{aligned} \text{Area of rectangle 2: } & 3 \times (x+3) \\ & = 3x + 9 \end{aligned}$$

$$\text{Area of square 3: } 3 \times 3 = 9$$

$$\begin{aligned} \text{Total area} & = x^2 + 6x + 9 + 3x + 9 + 9 \\ & = x^2 + 9x + 27 \end{aligned}$$

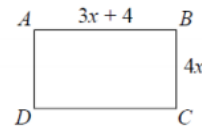
$$(2x - 9)$$



$$(x - 2)$$

The area of this shape is 42cm^2 .

Form an equation for the area of this shape
Solve this equation and obtain a suitable value for x

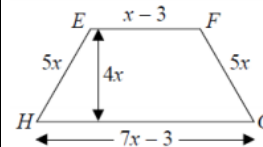


ABCD is a rectangle. EFGH is a trapezium.

All measurements are in centimetres.

The perimeters of these two shapes are the same.

Work out the area of the rectangle.



$$x+2$$



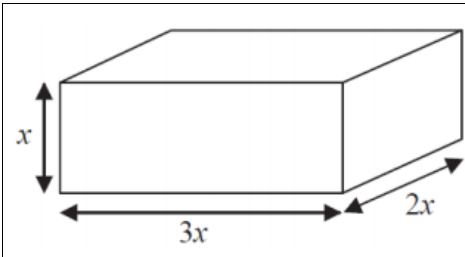
The area of this shape is 36cm^2 .
Find the value of x .

$$(x+7)$$

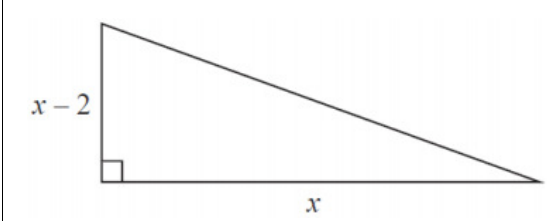


$$(x - 2)$$

The area of this shape is 22cm^2 .
Find the value of x .



All measurements are in centimetres.
 x is an integer.
 The total volume of the cuboid is less than 900cm^3
 Show that $x \leq 5$



The area of the triangle is 2.5 cm^2 .
 Find the perimeter of the triangle. Give your answer correct to 3 significant figures.

Mixed exam questions

Q1. June 2015 unit 1

Here is a shape.

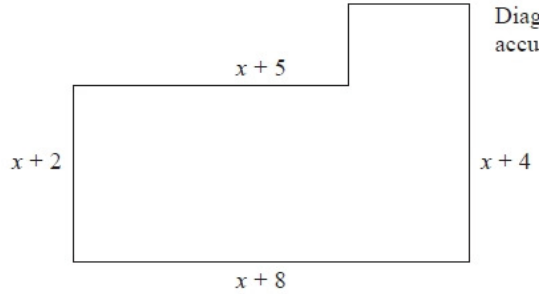


Diagram NOT accurately drawn

All the measurements are in centimetres. All the corners are right angles.
 The area of the shape is $A\text{ cm}^2$.
 Find a formula for A in terms of x .
 Give your answer in its simplest form.

$A = \dots\dots\dots$
 (Total for question = 4 marks)

Q2. June 2014 unit 1

* This shape is a solid prism. The cross section of the prism is a trapezium.

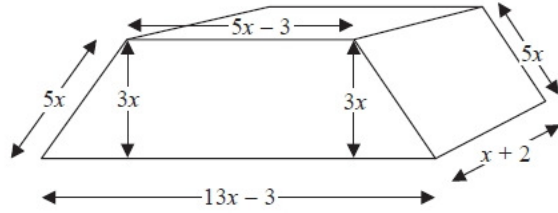


Diagram NOT accurately drawn

Show that the total surface area of the prism is $82x^2 + 32x - 12$

(Total for Question is 4 marks)

Q3. November 2014 paper 1

The diagram shows the plan of a floor.

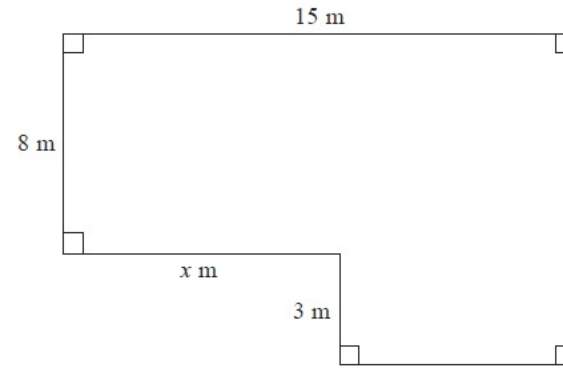


Diagram NOT accurately drawn

The area of the floor is 138 m^2 .

Work out the value of x .

.....
(Total for Question is 4 marks)

Examiner's Report Key notes

- Be careful when subtracting expressions. E.g. $(x + 8) - (x + 5)$ is actually $x + 8 - x - 5$.
- Remember to set out your working out carefully. Make it clear to the examiner what you are trying to calculate. On this type of question it may help to number each section of the shape.

Answers

$(x + 2)(x + 2) = 36$ $x^2 + 4x + 4 = 36$ $x^2 + 4x - 32 = 0$ $(x + 8)(x - 4) = 0$ $X = -8$ or 4 so $x = 4$	$(x + 7)(x - 2) = 22$ $x^2 + 5x - 14 = 22$ $x^2 + 5x - 36 = 0$ $(x + 9)(x - 4) = 0$ $X = -9$ or 4 so $x = 4$
$(2x - 9)(x - 2) = 42$ $2x^2 - 13x + 18 = 42$ $2x^2 - 13x - 24 = 0$ $(2x + 3)(x - 8) = 0$ so $x = 8$	
Perimeter of the rectangle: $3x + 4 + 3x + 4 + 4x + 4x = 14x + 8$ Perimeter of the trapezium: $7x - 3 + 5x + 5x + x - 3 = 18x - 6$ The perimeters are equal, so $14x + 8 = 18x - 6$ $8 = 4x - 6$ $14 = 4x$ so $x = 3.5$ Area of the rectangle = $(3x + 4) \times 4x$ $= (10.5 + 4) \times 14 = 14.5 \times 14 = 187\text{cm}^2$	
Volume = $x \times 3x \times 2x = 6x^3$ $6x^3 < 900$ $x^3 < 150$ the nearest cube number is 120, which is 5 cubed so $x \leq 5$	
$x^2 - 2x = 2.5$ $x^2 - 2x - 2.5 = 0$ Using the quadratic formula, $x = 2.87$ To find the perimeter, we need to use Pythagoras first. $X - 2 = 2.87 - 2 = 0.87$ $c^2 = 0.87^2 + 2.87^2$ $c^2 = 8.9938$ $c = 3.00$ Perimeter = $0.87 + 2.87 + 3 = 6.74\text{cm}$	

Exam questions

Q1.

Answer	Mark	Notes
$x^2 + 10x + 22$	4	M1 for $(x+8) - (x+5) (=3)$ or $(x+4) - (x+2) (=2)$ M1 for area of one rectangle eg $(x+2)(x+5) (=x^2+7x+10)$ M1 for complete method to find area e.g. $(x+2)(x+5) + 3(x+4) (=x^2+7x+10 + 3x+12)$ A1 cao

Q2.

Working	Answer	Mark	Notes
Front or Back: $\frac{1}{2} \times 3x(13x - 3 + 5x - 3)$ $= 27x^2 - 9x$ or $\frac{1}{2} (4x)(3x) + 3x(5x - 3)$ Top: $(5x - 3)(x + 2)$ $= 5x^2 + 7x - 6$ Bottom: $(13x - 3)(x + 2)$ $= 13x^2 + 23x - 6$ Each Side: $5x(x + 2)$ $= 5x^2 + 10x$ Total SA = $2(27x^2 - 9x) +$ $2(5x^2 + 10x) + (5x^2 + 7x - 6)$ $+ (13x^2 + 23x - 6)$ $= (54 + 10 + 5 + 13)x^2$ $+ (-18 + 20 + 7 + 23)x$ $+ (-6 - 6)$	$82x^2 + 32x - 12$	4	M1 finds the area of at least 2 faces (condone omission of brackets) M1 writes a correct algebraic expression for the area of at least 3 different faces M1 correct expressions for all 6 faces and adds C1 (dep on M3) for correct algebraic expression as a correct summary

Q3.

Answer	Mark	Notes
9	4	M1 for method to find area of one rectangle, eg $15 \times 8 (=120)$ or $15 \times 11 (=165)$ M1 (dep) for subtracting from/by given area, eg $(138 - "120") (=18)$ or $"165" - 138 (=27)$ M1 for final step from complete method shown, eg $15 - "18" \div 3$ or $"27" \div 3$ A1 cao OR M1 for a correct expression for the area of one rectangle, eg $(8 + 3) \times (15 - x)$ or $8 \times x$ M1 (dep) for a correct equation eg $(8 + 3) \times (15 - x) + 8 \times x = 138$ M1 for correct method to isolate x , eg $3x = 27$ A1 cao

1) Equations and Indices: Easier

1) Simplify

a) $(a^5)^3$

b) $(2a)^4$

c) $(-2a^2)^4$

d) $(3a^2b^3)^3$

e) $\sqrt[3]{64t^{27}v^{15}}$

(5 Marks)

2) Express (where possible) each of the following as 2^k for some value of k

a) 8

b) 1

c) $\frac{1}{2}$

d) $\sqrt{2}$

e) $\sqrt{8}$

f) $\frac{1}{\sqrt{2}}$

g) $(\sqrt{8})^3$

(7 Marks)

1) Equations and Indices: Medium

3) Solve the equation

$$3^{x+1} = \frac{27^x}{9}$$

(5 Marks)

4) Solve the equation

$$25^{x-1} = 5\sqrt{5}$$

(5 Marks)

5) Solve the equation

$$\frac{16^x}{2^{x-1}} = 2^{\frac{1}{2}}$$

(5 Marks)

1) Equations and Indices: Harder

6) Solve the equation

$$\frac{8^{x+1}}{2^x} = 16$$

(5 Marks)

7) Solve the equation

$$27^y = 3^{1+y}$$

(5 Marks)

8) Solve the equation

$$\left(\frac{1}{4}\right)^n = 8^{n+1}$$

(5 Marks)

Question 5: Sketch the following graphs.

(a) $y = x^2 + 6x + 8$

(b) $y = x^2 - x - 6$

(c) $y = x^2 + 6x + 9$

(d) $y = x^2 - 13x + 42$

(e) $y = x^2 + 5x - 36$

(f) $y = x^2 - 2x + 1$

(g) $y = x^2 + 5x + 11$

(h) $y = x^2 - 4x + 7$

Question 6: Sketch the following graphs.

(a) $y = (x - 7)(x + 10)$

(b) $y = (x + 3)(x + 8)$

(c) $y = (x - 2)^2$

Question 7: Sketch the following graphs.

(a) $y = x^2 - 49$

(b) $y = x^2 - 1$

(c) $y = x^2 - 196$

Question 8: Michael wants to sketch the graph of $y = -x^2 + 5x + 14$

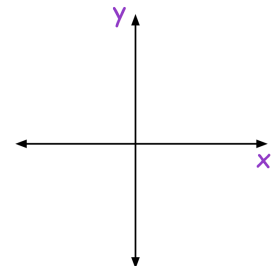
(a) Find the value of y when $x = 0$

(b) Use your answer to (a) to plot where the graph crosses the y -axis.

(c) Solve the equation $-x^2 + 5x + 14 = 0$

(d) Use your answers to (c) to help you plot where the graph crosses the x -axis.

(e) Sketch the graph of $y = -x^2 + 5x + 14$



Question 9: Sketch the following graphs.

(a) $y = -x^2 - 5x - 4$

(b) $y = -x^2 + 9x - 18$

(c) $y = 84 - 5x - x^2$

(d) $y = (3 - x)(x + 8)$

(e) $y = -x^2 - 8x - 16$

(f) $y = 144 - x^2$

Question 10: Robyn wants to sketch the graph of $y = 2x^2 + 9x + 4$

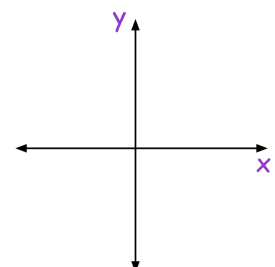
(a) Find the value of y when $x = 0$

(b) Use your answer to (a) to plot where the graph crosses the y -axis.

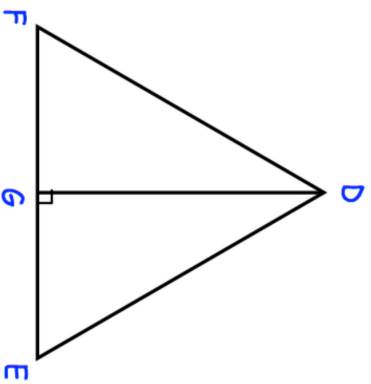
(c) Solve the equation $2x^2 + 9x + 4 = 0$

(d) Use your answers to (c) to help you plot where the graph crosses the x -axis.

(e) Sketch the graph of $y = 2x^2 + 9x + 4$



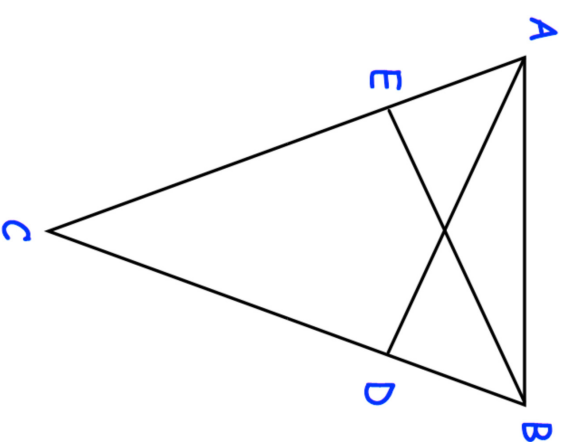
9. DEF is an equilateral triangle.



- G lies on EF.
DG is perpendicular to FE.
Prove $\triangle DFG$ is congruent to $\triangle DEG$.

(3)

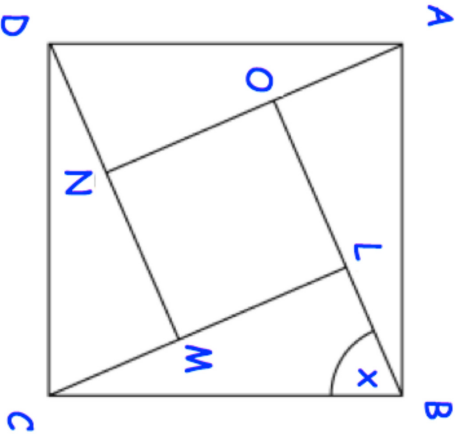
10. ABC is an isosceles triangle in which $AC = BC$.
D and E are points on BC and AC such that $CE = CD$.



- Prove triangles ACD and BCE are congruent.

(4)

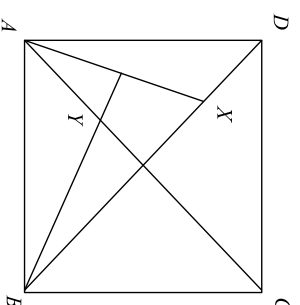
11. ABCD and LMNO are squares.
Angle CBL = x



Prove that triangles ABO and CBL are congruent.

(4)

12. ABCD is a square, X is a point in the diagonal BD and the perpendicular from B to AX meets AC in Y.

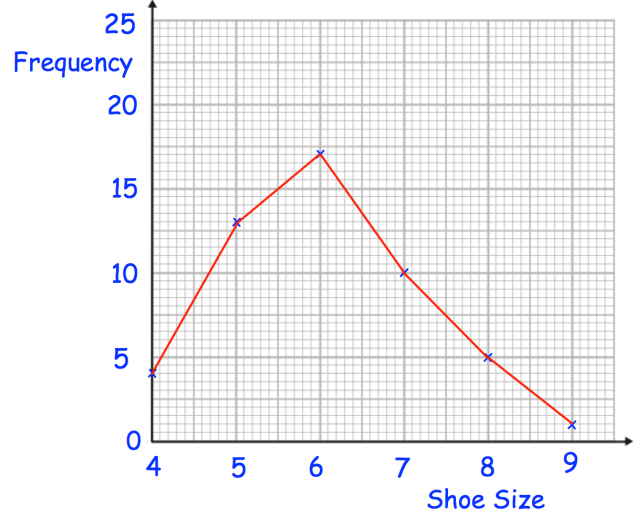


Prove that triangles AXD and AYB are congruent.

(4)

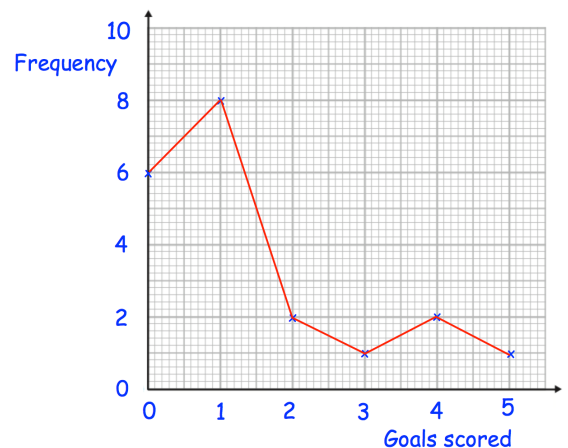
Question 2: Henry surveyed 50 people.
This frequency polygon shows their shoe sizes.

- What is the modal shoe size?
- What is the range of the shoe sizes?
- What fraction of the people surveyed have size 5 shoes?
- What percentage of the people surveyed have size 7 shoes?
- Henry picks somebody at random to win a prize.
Write down the probability that the winner has size 6 shoes.



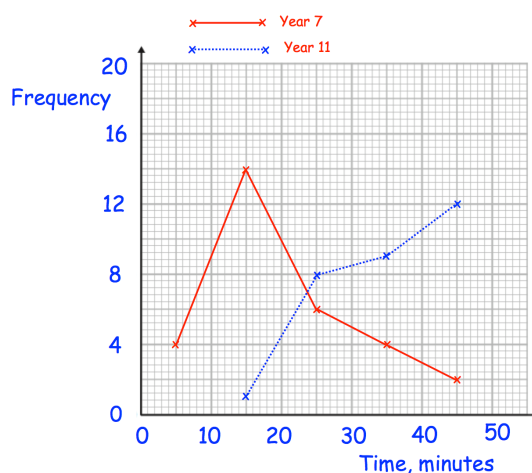
Question 3: Roy is a striker for Rovers.
The frequency polygon shows the number of goals scored in each game over 20 games he has played.

- Work out the median number of goals scored per game.
- Work out the mean number of goals scored per game.
- A journalist asks him for the “average” number of goals scored per game.
Which average should he use?



Question 4: The frequency polygons show the amount of time that 30 students in year 7 and 30 students in year 11 spent on their last maths homework.

Compare the time spent on homework by the year 7s and the year 11s.



Frequency Polygons

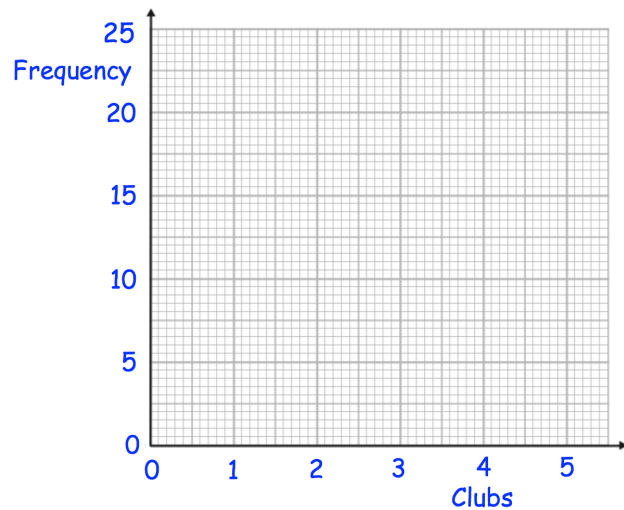
Videos 155 and 156 on www.corbettmaths.com

Question 5: 50 boys and 50 girls attend a primary school.
The table below shows how many clubs they attend.

(a) On the same grid, draw a frequency polygon for the boys and a frequency polygon for the girls.

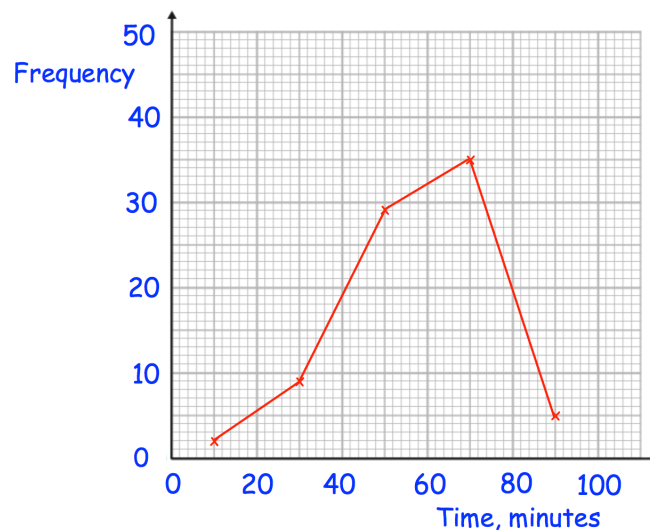
(b) Compare the distributions.

Clubs	Boys	Girls
0	5	2
1	20	18
2	14	22
3	9	7
4	2	1




Question 6: The frequency polygon shows information about the amount of time people spend in the gym.

Calculate an estimate of the mean time spent in the gym.



Answers



Error Intervals

Video 377 on www.corbettmaths.com

Examples



Click here



Scan here

Workout

Question 1: The mass of a coin is 8 grams to the nearest gram.
Complete the error interval for the mass of the coin

$$\dots\dots\dots \text{ g} \leq \text{mass} < \dots\dots\dots \text{ g}$$

Question 2: The distance between two cities is 900km to the nearest 100km.
Complete the error interval for the distance

$$\dots\dots\dots \text{ km} \leq \text{distance} < \dots\dots\dots \text{ km}$$

Question 3: Frank rounds a number, y , to the nearest ten.
His result is 20
Write down the error interval for y

Question 4: Lily rounds a number, y , to the nearest whole number.
Her result is 5
Write down the error interval for y

Question 5: Freya rounds a number, y , to one decimal place.
Her result is 6.4
Write down the error interval for y

Question 6: Oscar rounds a number, y , to the nearest integer.
His result is 100
Write down the error interval for y

Question 7: A number, n , is rounded to 1 decimal place.
The result is 1.3
Using inequalities, write down the error interval for n .

Question 8: A number, n , is rounded to 2 decimal places.
The result is 6.27
Using inequalities, write down the error interval for n .

Question 9: Elliott weighs 56.2kg.
This mass, m , is to the nearest 100g.
Write the error interval due to rounding.

Error Intervals

Video 377 on www.corbettmaths.com

Question 10: A number, x , is 21 when rounded to 2 significant figures.
Write down the error interval.

Question 11: A number, y , is 15000 when rounded to 2 significant figures.
Write down the error interval.

Question 12: A number, y , is 680000 when rounded to 3 significant figures.
Write down the error interval.

Question 13: The length of a line, l , was given as 2.8cm, truncated to 1 decimal place.
Complete the error interval for l

$$\dots\dots\dots \text{ cm} \leq l < \dots\dots\dots \text{ cm}$$

Question 14: A number, y , is 0.37 when truncated to 2 decimal places.
Complete the error interval for y

$$\dots\dots\dots \leq y < \dots\dots\dots$$

Question 15: A number, n , is truncated to 1 decimal place.
The result is 18.1
Using inequalities, write down the error interval for n .

Question 16: A number, n , is truncated to 3 decimal places.
The result is 4.066
Using inequalities, write down the error interval for n .

Apply

Question 1: The length of each side of a regular hexagon is 4.7cm to 1 decimal place.
Write the error interval for the perimeter, P

Question 2: Grace and George complete a crossword.
It takes Grace 9 minutes to complete the crossword to the nearest minute.
It takes George 11 minutes to complete the crossword to the nearest minute.

Show that the total time for both people to complete the crossword could be 20 minutes 50 seconds.

Question 3: A man jogs 200 metres to the nearest 10 metres.
It takes him 30 seconds to the nearest 10 seconds.

Work out the error interval for his speed, s .



Error Intervals

Video 377 on www.corbettmaths.com

Question 4: A number, x , is 1.92 when truncated to 2 decimal places.
Matthew has been asked to write down the error interval.
This is his answer.

$$1.915 \leq x < 1.925$$


Explain why Matthew is wrong.

Question 5: A number, n , is rounded to 3 significant figures.
The result is 7500
Norris has been asked to write down the error interval for n .
This is his answer.

$$7450 < x < 7550$$

Explain why Norris is wrong.

Answers



Click here



Scan here

Stratified Sampling

Video 281 on www.corbettmaths.com

Question 10: The table below shows the age group of the members of a tennis club.

Age Group	Junior	Adult	Senior
Number	320	500	130

A stratified sample of 40 is to be taken.
Calculate the number for each age group in the sample.

Question 11: The table shows information about the ages of people on a train.

Age range	Frequency
under 18	16
18 to 40	41
41 to 60	84
over 60	29

The train conductor gives a questionnaire to some of these passengers.

She takes a sample of exactly 50 passengers stratified by age range.

Work out the number of passengers in each age range that the train conductor should have in her sample.

Question 12: The table below shows information about the vehicles sold by a dealership.

Car	Van	Motorbike	Caravan
5112	1048	2948	750

The manager takes a sample of 150 customers, stratified by type of vehicle sold.
Calculate the number of each vehicle type in the sample.

Apply

Question 1: Mr Henderson is going to survey the students in his school.
The table shows the number of students in each year group.

Year	Boys	Girls	Total
8	91	100	191
9	82	95	177
10	84	84	168
11	75	70	145
12	68	71	139
			820

Mr Henderson wants to take a sample of 60 students, stratified by year and by gender.

- (a) What is a stratified sample?
- (b) Work out the number of year 9 girls that should be in the sample.
- (c) Describe a method to randomly select the year 9 girls

Stratified Sampling

Video 281 on www.corbettmaths.com

Question 2: A cricket club has 300 members.
A stratified sample of members is taken, by age group.

Some information is given in the table.

	Junior	18 - 40	41 - 60	Senior
Number of members	40		115	
Number in sample	8			7

Complete the table.

Question 3: Matthew owns 2400 stamps from several different countries.
He takes a stratified sample, by country.

Some information is given in the table.

Country	France	Spain	Turkey	UK
Number of stamps		320		1120
Number in sample		20	7	

Complete the table.


Question 4: Here is some information about the colour of raffle tickets sold.

Pink	Green	Yellow
145	125	340

A sample of size 20, stratified by colour of raffle ticket is taken.
From the sample of 20, two winning tickets are chosen at random.

Work out the probability that the two tickets are different colours.

Answers



Click here



Scan here

Box Plots

Videos 149 and 150 on www.corbettmaths.com

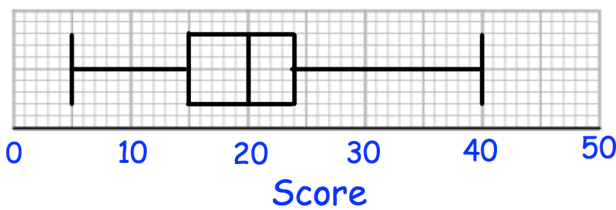
Question 4: Draw a box plot for each set of data

- (a) 8, 10, 13, 14, 14, 15, 15, 16, 18, 19, 21, 22, 24, 29, 35
- (b) 40, 80, 90, 90, 100, 120, 130
- (c) 5.9, 7.3, 7.8, 8, 8.4, 8.7, 8.9, 8.9, 8.9, 9, 9, 9.1, 9.1, 9.3, 9.5, 9.6, 9.9, 10.5, 10.9

Question 5: Compare the distributions of each pair of box plots below.

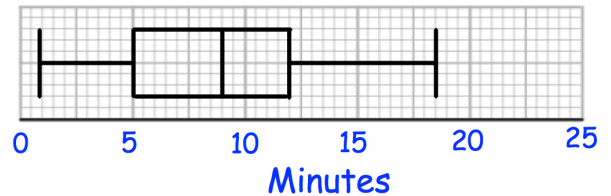
(a)

7A results

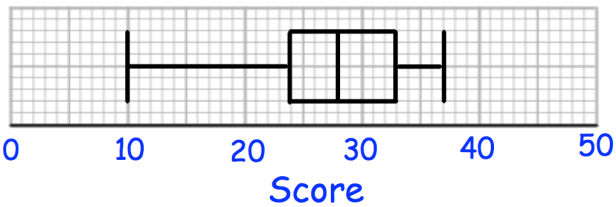


(b)

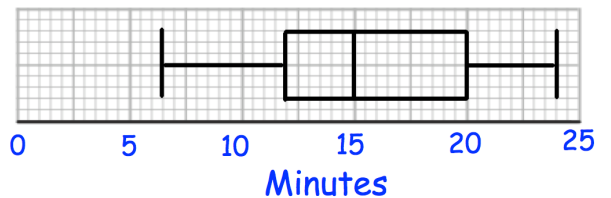
Time taken to complete puzzle - Children



7B results

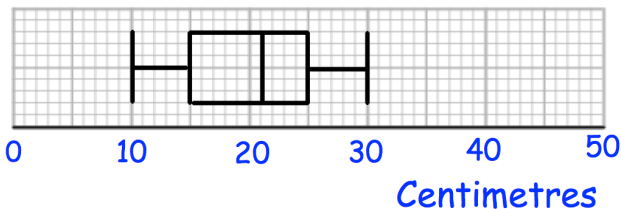


Time taken to complete puzzle - Adults



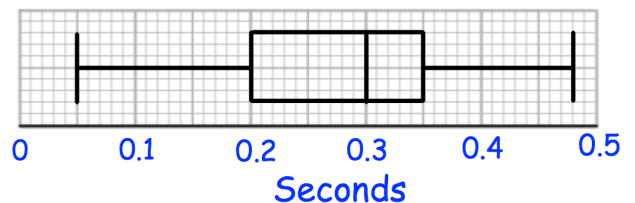
(c)

Length of red squirrels

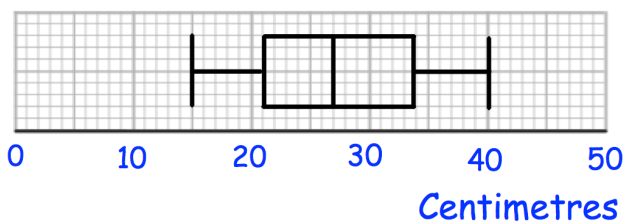


(d)

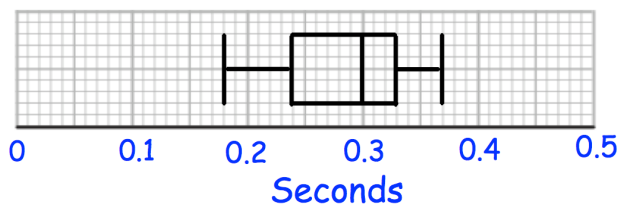
Reaction Times - Group A



Length of grey squirrels



Reaction Times - Group B



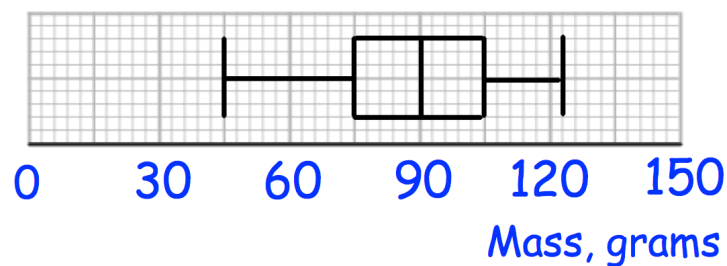
Box Plots

Videos 149 and 150 on www.corbettmaths.com

- Question 3: Mr Jones is an estate agent on the Isle of Man. He has created this table to show information about the prices of houses he has sold. Explain how you know he has made a mistake.

Median	£375,000
Range	£235,000
Interquartile Range	£590,000

- Question 4: The box plot show information about the masses of apples in a crate.



Jack is going to select apples at random from the crate. After selecting each apple, he records its mass and returns it to the crate before picking another. Work out the probability that:

- Jack picks two apples, both under 75g
- Jack picks two apples, both over 90g
- Jack picks two apples, both over 105g
- Jack picks two apples, one under 90g and one over 105g
- Jack picks three apples, all over 105g
- Jack picks three apples, two over 105g and one under 75g.

Answers



Click here

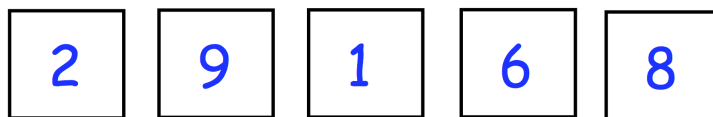


Scan here

Product Rule for Counting

Video 383 on www.corbettmaths.com

- Question 6: Oliver picks a 4-digit **even** number that is greater than 3000.
The second digit is a multiple of 4.
How many different numbers could Oliver pick?
- Question 7: Sophia is creating a 6-digit code to lock her iPad.
She only uses digits greater than 2.
She only uses each digit once.
How many possible codes can Sophia create?
- Question 8: In a class, there are 10 boys and 9 girls.
The teacher has been asked to pick one boy and one girl to win a prize.
How many possible pairs of students can the teacher pick?
- Question 9: Jason picks a 5-digit number that is less than 80000.
The first digit is odd.
The fourth and fifth digits are equal.
How many different numbers can Jason pick?
- Question 10: A headteacher wants to survey two Year 7 students.
There are 100 students in Year 7.
How many possible pairs of students can the headteacher pick?
- Question 11: How many even numbers greater than 40000 can be created using these digits?



Apply

- Question 1: On a school trip, students are given a packed lunch.
The students can choose one piece of fruit and one snack.
There are 8 different pieces of fruit and some different snacks.
Altogether there are 104 different ways to choose one piece of fruit and one snack
How many different snacks are there?

Product Rule for Counting

Video 383 on www.corbettmaths.com

Question 2: At a summer camp, children pick a morning, an afternoon and an evening activity.

There are 4 morning and 7 evening activities to pick from.

Altogether there are 224 different ways to choose their activities.

How many afternoon activities are there?

Question 3: In a gym there are

12 exercise classes on a Monday

13 exercise classes on a Wednesday

7 exercise classes on a Friday

Katie is going to attend either

- or a class on Monday and a class on Friday
- or a class on Wednesday and a class on Friday
- or a class on Monday, Wednesday and Friday

Work out how many different ways there are to pick which exercises classes Katie is going to attend.

Question 4: A group of 10 people enter a room.
Each person shakes hands, once, with all the other people in the room.

How many handshakes are there in total?



Question 5: A pizza parlour sells 9 different toppings.

Michael orders a pizza with 2 different toppings.

(a) How many different pizzas can he choose from?

Beth orders a pizza with 3 different toppings.

(b) How many different pizzas can she choose from?

John orders a pizza with 4 different toppings.

(c) How many different pizzas can he choose from?

Answers



Click here



Tree Diagrams

Video 252 on www.corbettmaths.com

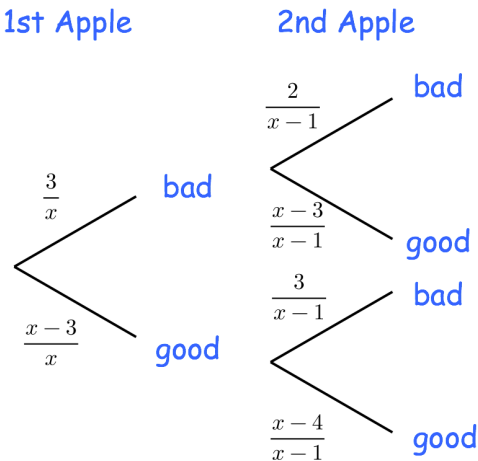
Question 8: There are x apples in a crate.
3 of the apples are bad.

Robert chooses two apples from the crate, without replacement
The probability that he selects two bad apples is $\frac{1}{12}$

(a) Using the tree diagram, prove $x^2 - x - 72 = 0$

(b) Find the number of apples in the crate, x .

(c) Find the probability that both apples are good



Answers

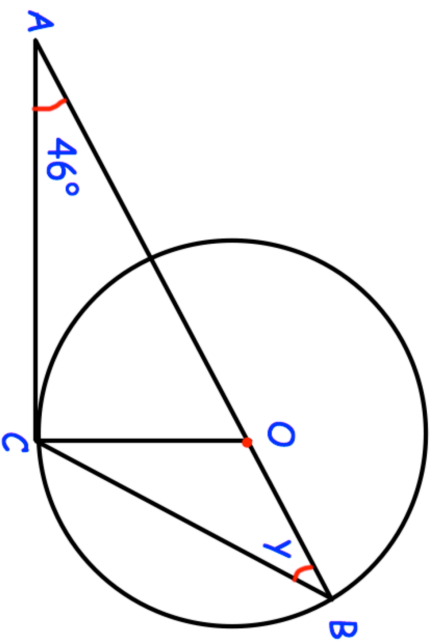


Click here



Scan here

14.



AOB is a straight line.

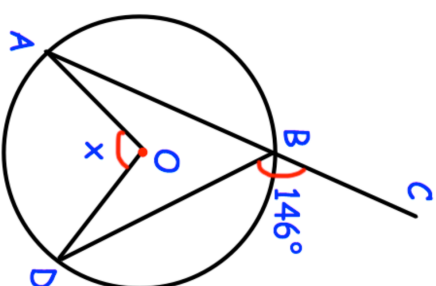
B and C are points on the circumference of a circle, centre O .

AC is a tangent to the circle.

Work out the size of the angle y .

.....
(4)

15.



Shown is a circle with centre O .

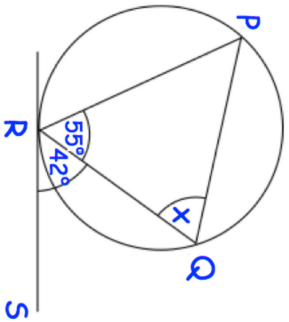
ABC is a straight line.

Angle CBD is 146°

Find the size of angle AOD .

.....
(3)

16. RS is a tangent to the circle at R.

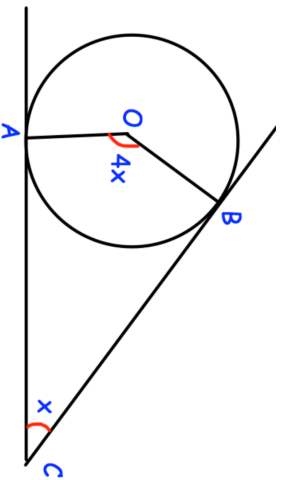


Calculate the value of x .

Give reasons for your answer.

.....°
(3)

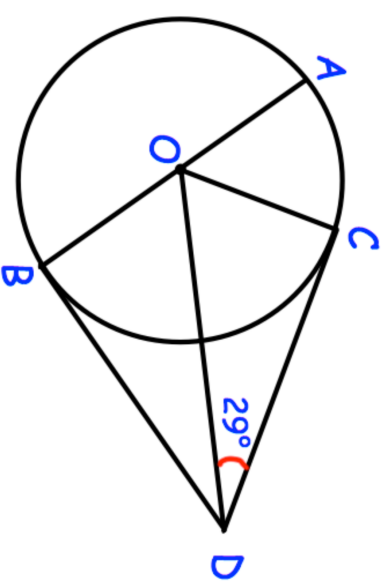
17. AC and BC are tangents to the circle with centre O.



Find the size of x .

.....°
(3)

18. A, B and C are points on the circumference of a circle with centre O.



AOB is a diameter of the circle.

CD and BD are tangents to the circle.

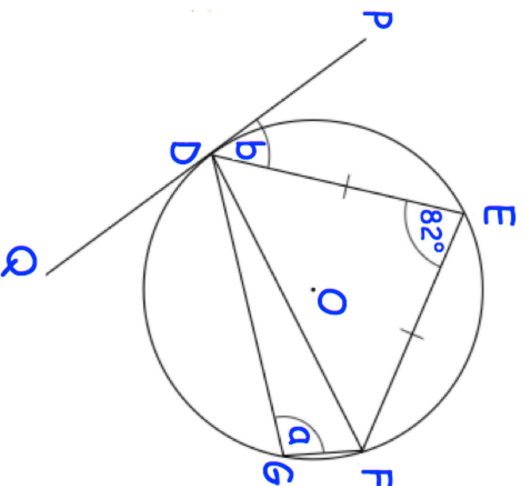
Angle CDB = 29°

Work out the size of angle AOC.

Give reasons for each stage of your working.

.....°
(4)

19. DEFG is a cyclic quadrilateral.
 PDQ is a tangent at D.
 O is the centre of the circle.
 DEF is an isosceles triangle.

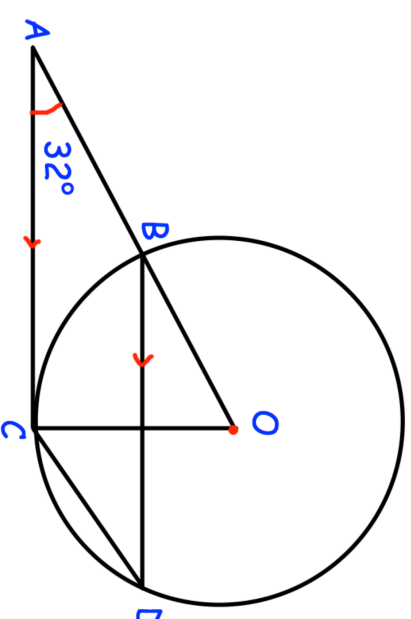


- (a) Work out the value of a.
 (b) Work out the value of b.
 (c) Write down the name of the circle theorem used in part (b)

.....° (2)
° (3)
 (1)

- 20.

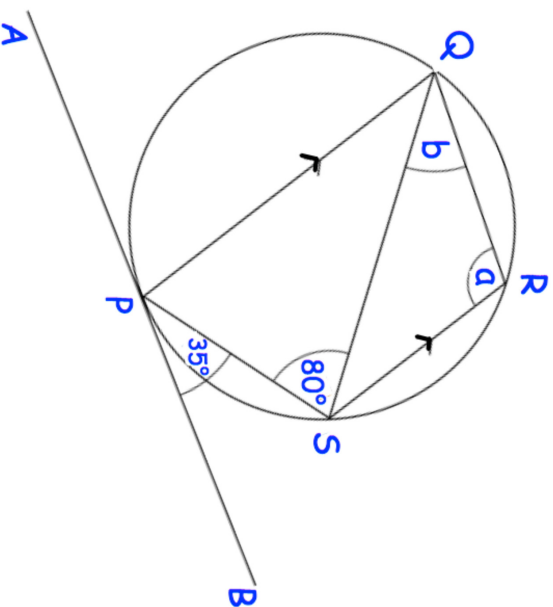
Shown is a circle, centre O.
 B, C and D are points on the circumference.



- ABO is a straight line.
 AC is a tangent to the circle.
 (a) Work out angle AOC.
 (b) Work out angle BDC.
 (c) Work out angle ACD.

.....° (2)
° (3)
° (1)

21. PQRS is a cyclic quadrilateral.
 APB is a tangent to the circle at P.
 PQ is parallel to SR.
 Angle SPB = 35° and angle PSQ = 80°

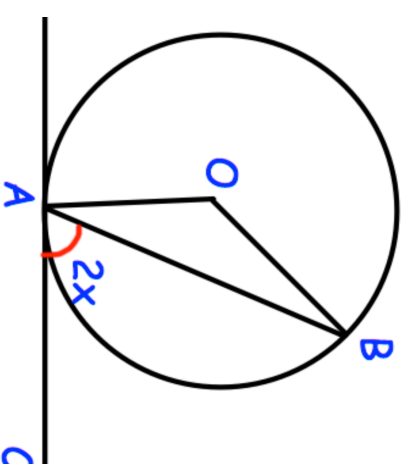


- (a) Work out the size of angle QRS.
- (b) Work out the size of angle RQS.

.....^o
(4)

.....^o
(2)

- 22.

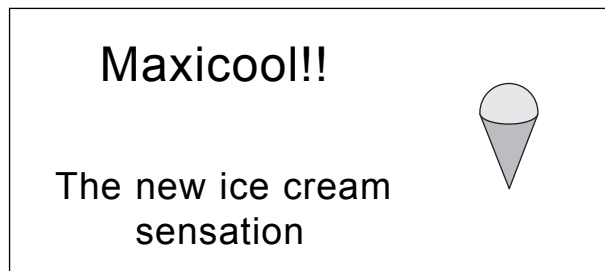


- A and B are points on the circumference of a circle, centre O.
 CA is a tangent to the circle.
 Angle CAB = $2x$
- Prove that angle AOB = $4x$
 Give reasons for each stage of your working.

(4)

1.

[4 marks]



A Maxicool consists of a cone full of ice cream with a hemisphere of ice cream on top.
The radius of the hemisphere is 3 cm.
The radius of the base of the cone is 3 cm.
The height of the cone is 10 cm.

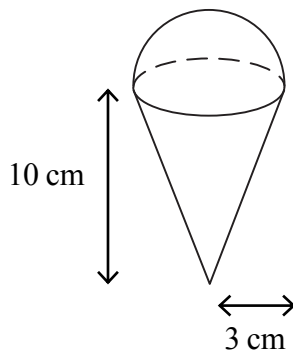


Diagram **NOT** accurately drawn

Calculate the total volume of ice cream in a Maxicool.
Give your answer correct to 3 significant figures.

2.

[5 marks]

A solid is made from a cylinder and a hemisphere.
The cylinder has radius 1.5 cm and height 4 cm.
The hemisphere has radius 1.5 cm.

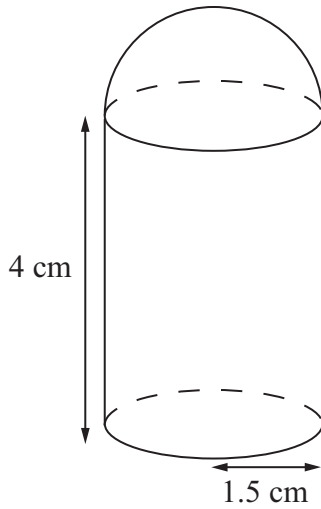


Diagram **NOT**
accurately drawn

Work out the total volume of the solid.
Give your answer correct to 3 significant figures.

..... cm³

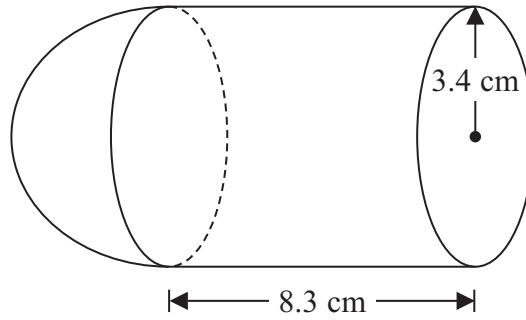


Diagram **NOT**
accurately drawn

The diagram shows a shape made from a solid cylinder and a solid hemisphere.
The cylinder has a radius of 3.4 cm and a length of 8.3 cm.
The hemisphere has a radius of 3.4 cm.

Calculate the total surface area of the solid shape.
Give your answer correct to 3 significant figures.

..... cm²

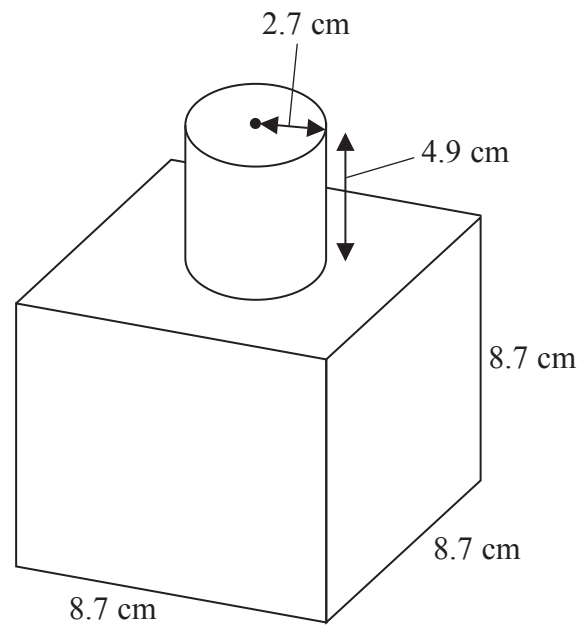


Diagram **NOT**
accurately drawn

The diagram shows a shape made from a solid cube and a solid cylinder.
The cube has sides of length 8.7 cm.
The cylinder has a radius of 2.7 cm and a height of 4.9 cm.

Calculate the total surface area of the solid shape.
Give your answer correct to 3 significant figures.

..... cm²

The diagram shows a sphere and a cone.

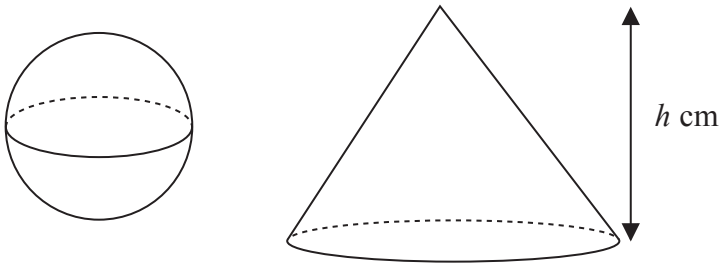


Diagram **NOT**
accurately drawn

The cone has height h cm.

The radius of the base of the cone is 3 times the radius of the sphere.

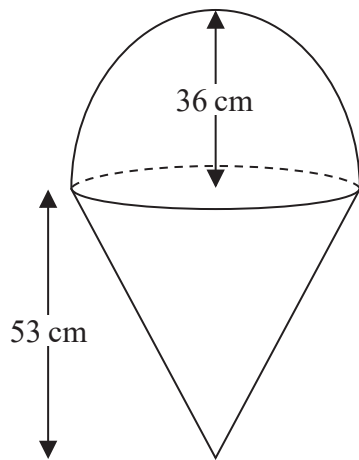
Given that the volume of the sphere is equal to the volume of the cone,
find an expression for the radius of the sphere in terms of h .

Give your expression in its simplest form.

The diagram shows two solid shapes, shape **A** and shape **B**.

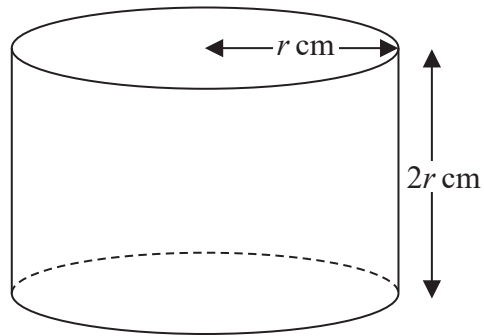
Shape **A** is made of a hemisphere and a cone.

Shape **B** is a cylinder.



A

Diagram **NOT**
accurately drawn



B

For shape **A**

radius of the hemisphere is 36 cm
radius of the base of the cone is 36 cm
height of the cone is 53 cm

For shape **B**

radius of the cylinder is r cm
height of the cylinder is $2r$ cm

The volume of shape **A** = the volume of shape **B**

Calculate the height of shape **B**.

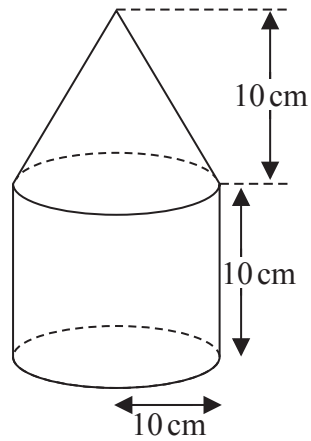


Diagram **NOT**
accurately drawn

The diagram shows a solid shape made from a cone on top of a cylinder.

The cone has a radius of 10 cm and a height of 10 cm.

The cylinder has a radius of 10 cm and a height of 10 cm.

The centre of the base of the cone coincides with the centre of the top face of the cylinder.

The total surface area of the solid is $A \text{ cm}^2$

Show that $A = (300 + 100\sqrt{2})\pi$

The diagram shows a cylinder and a sphere.

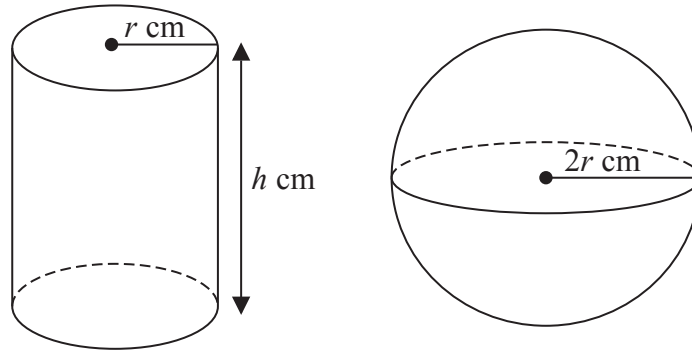


Diagram **NOT**
accurately drawn

The cylinder has radius r cm and height h cm.

The sphere has radius $2r$ cm.

The volume of the cylinder is equal to the volume of the sphere.

Find an expression for h in terms of r .

Give your answer in its simplest form.

.....

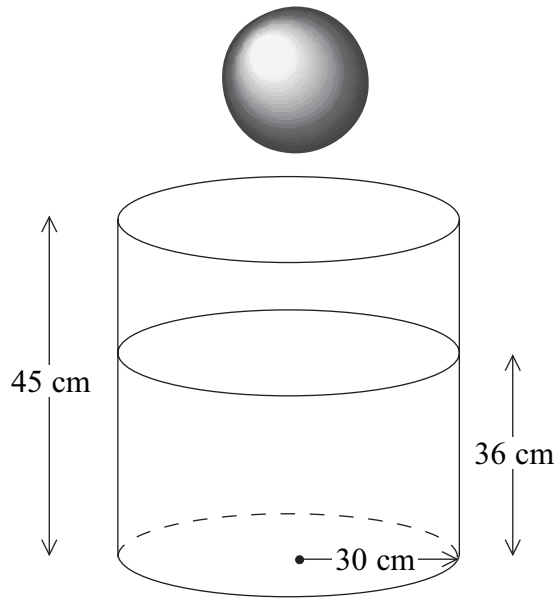


Diagram **NOT**
accurately drawn

A cylindrical tank has a radius of 30 cm and a height of 45 cm.
The tank contains water to a depth of 36 cm.

A metal sphere is dropped into the water and is completely covered.
The water level rises by 5 cm.

Calculate the radius of the sphere.

..... cm

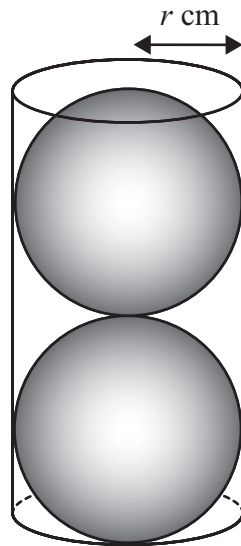


Diagram **NOT**
accurately drawn

Two solid spheres, each of radius r cm, fit exactly inside a hollow cylinder.

The radius of the cylinder is r cm.

The height of the cylinder is equal to $4r$ cm.

The volume of the space inside the cylinder, not occupied by the spheres, is $\frac{125}{6}\pi$ cm³

Calculate the value of r .

Show your working clearly.

$r = \dots\dots\dots$

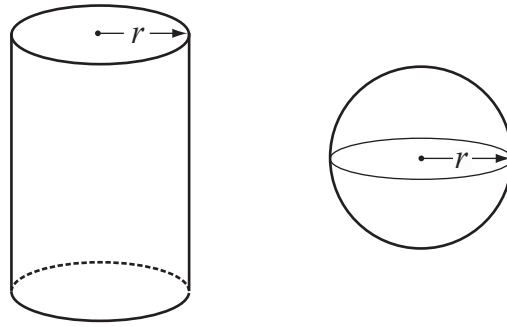


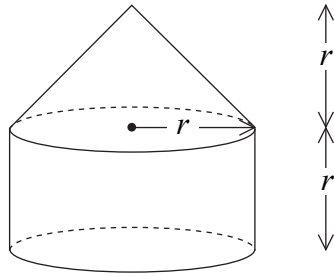
Diagram **NOT**
accurately drawn

The diagram shows a solid cylinder and a solid sphere.
The cylinder has radius r .
The sphere has radius r .

Given that $\frac{\text{Total surface area of cylinder}}{\text{Surface area of sphere}} = 2$

find the value of $\frac{\text{Volume of cylinder}}{\text{Volume of sphere}}$

.....



The diagram shows a solid made from a cone and a cylinder.

The cylinder has radius r and height r .

The cone has base radius r and height r .

- (a) Show that the total volume of the solid is equal to the volume of a sphere of radius r .

(2)

The curved surface area of a cylinder with base radius r and height h is $2\pi rh$.

The curved surface area of a cone with base radius r and slant height l is πrl .

- (b) Show that the **total** surface area of the above solid is greater than the surface area of a sphere of radius r .

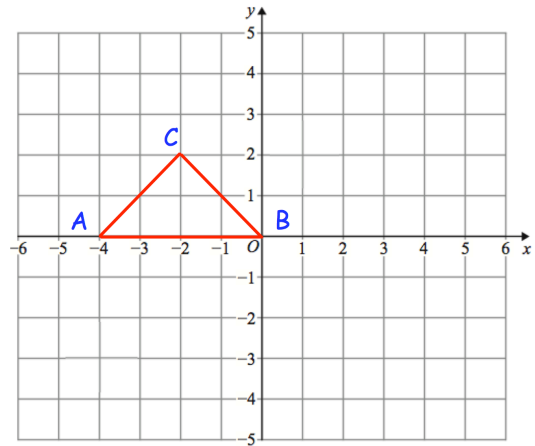
(3)

Apply

Question 1: ABC is a triangle.

Describe fully a **single** transformation of ABC so that:

- (a) None of the vertices are invariant.
- (b) Exactly one vertex is invariant.
- (c) Exactly two vertices are invariant.



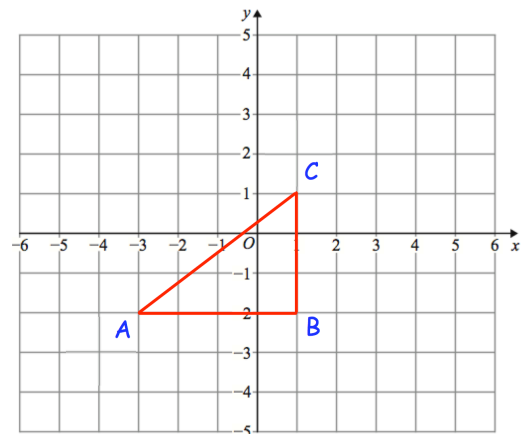
Question 2: Here is triangle ABC

Olivia says "if ABC is reflected in the line $x = -3$ there is one invariant point."

Amelia says "if ABC is reflected in the line $y = -2$ there are two invariant points."

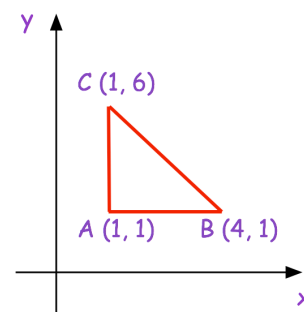
Isla says "if ABC is reflected in the line $x = 1$ there are two vertices that are invariant."

Which student is incorrect? Explain your answer.



Question 3: Here is a sketch of triangle ABC.

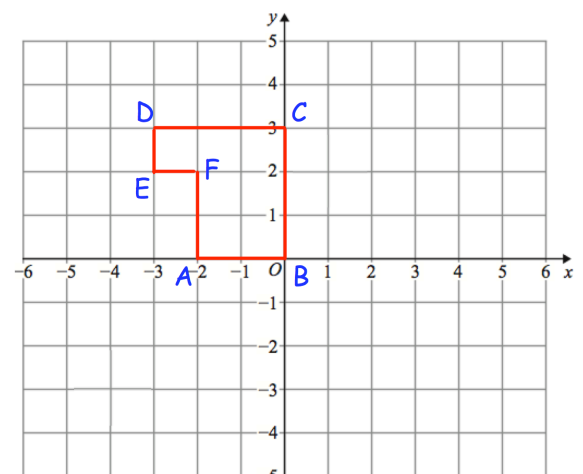
Describe fully a **single** transformation of ABC so that all the points on AC are invariant and the point B is not invariant.



Question 4: Here is shape ABCDEF

Describe fully **single** transformations so that from the six vertices:

- (a) only vertices B and C are invariant.
- (b) only vertex F is invariant.
- (c) only vertices B, D and F are invariant.



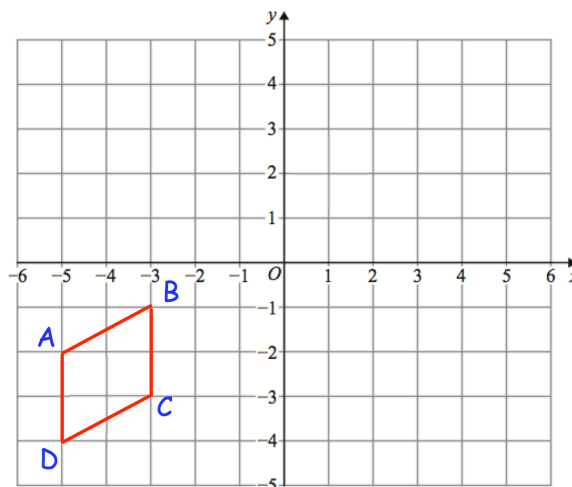
Invariant Points

Video 392 on www.corbettmaths.com

Question 5: Here is quadrilateral ABCD

ABCD is reflected in the line $x = -1$
 followed by a reflection in the line $y = -x$
 followed by a rotation of 180° about $(-1, -1)$

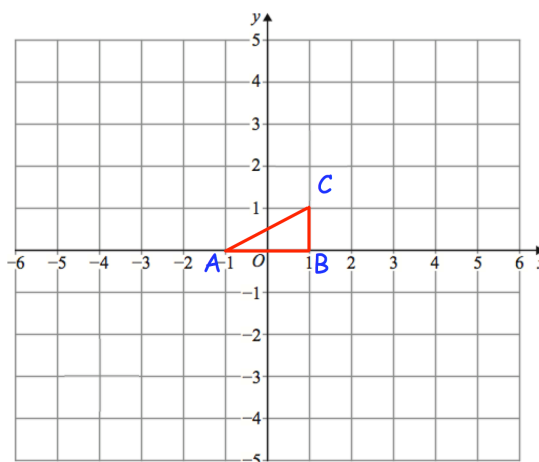
Which of the vertices are invariant?




Question 6: Shown is triangle ABC

ABC is rotated 180° about $(-1, 2)$ and then
 translated by the vector $\begin{pmatrix} 2 \\ -4 \end{pmatrix}$

Write down the coordinate of the invariant point.



Answers



Click here



Scan here

's

**GCSE MATHEMATICS
REVISION PACK**