

## Ratio problem solving for the new GCSE

- 1) I have 3 types of shapes: triangle, square or circle in the ratio 3:6:1. The triangles are either red or blue. The ratio of red triangles to blue triangles is 4:5. Given that I have 12 red triangles, how many circles are there?
- 2) In my house, the ratio of dogs to fish is 1:10. The ratio of fish to cats is 6:1. What is the ratio of dogs to cats?
- 3) The ratio of rabbits to guinea pigs in a shop is 2:7. The ratio of brown rabbits to grey rabbits is 2:3. What fraction of the animals in the shop are grey rabbits?
- 4) The ratio of daisies to fuchsias in my garden is 2:3. The ratio of fuchsias to roses is 10:3. What is the ratio of daisies to fuchsias to roses?
- 5) I am choosing shapes out of a bag. The ratio of blue shapes to red shapes are 2:1. For the blue shapes, the ratio of spheres to cubes is 2:3. For the red shapes, the ratio of the spheres to cubes is 1:4. Given that there are 12 red spheres, how many blue cubes are there?
- 6) In a school, 55% of the pupils are girls. Out of the girls, the ratio of ones with blonde hair to ones with brown hair is 2:3. What percentages of pupils are blonde girls?
- 7) The ratio of lipsticks to eye shadow in my makeup bag is 1:9. The ratio of eye shadow to mascara is 3:2. Given that I have 3 more eye shadows than mascaras, how many lipsticks do I have?
- 8) I have a box of chocolates with white, milk and dark chocolate in. The ratio of White to Not White is 3:4. The Ratio of Not dark to dark is 17:4. What is the ratio of White: Milk : Dark?
- 9) I am on a farm with pigs and horses. The ratio of pigs to horses is 4:1. The ratio of adult pigs to piglets is 1:5. The ratio of adult horse to foal is 3:1. What fraction of the farm are babies (foals and piglets)?
- 10) On a table there are some sandwiches. The ratio of sandwiches with white bread to brown bread is 10:3. Out of the sandwiches that are white,  $\frac{2}{3}$  are vegetarian. Out of the sandwiches that are on brown bread, half are vegetarian. What fraction of the sandwiches are vegetarian?
- 11) The ages of Adam, Ben and Caleb are in the ratio 5:7:11. Next year, they will be in the ratio 8:11:17. How old are they all now?

## Ratio problem solving for the new GCSE **answers**

- 1) I have 3 types of shapes: triangle, square or circle in the ratio 3:6:1. The triangles are either red or blue. The ratio of red triangles to blue triangles is 4:5. Given that I have 12 red triangles, how many circles are there? **9 circles**
- 2) In my house, the ratio of dogs to fish is 1:10. The ratio of fish to cats is 6:1. What is the ratio of dogs to cats? **3:5**
- 3) The ratio of rabbits to guinea pigs in a shop is 2:7. The ratio of brown rabbits to grey rabbits is 2:3. What fraction of the animals in the shop are grey rabbits?  **$\frac{2}{15}$**
- 4) The ratio of daisies to fuchsias in my garden is 2:3. The ratio of fuchsias to roses is 10:3. What is the ratio of daisies to fuchsias to roses? **20:9**
- 5) I am choosing shapes out of a bag. The ratio of blue shapes to red shapes are 2:1. For the blue shapes, the ratio of spheres to cubes is 2:3. For the red shapes, the ratio of the spheres to cubes is 1:4. Given that there are 12 red spheres, how many blue cubes are there? **72**
- 6) In a school, 55% of the pupils are girls. Out of the girls, the ratio of ones with blonde hair to ones with brown hair is 2:3. What percentages of pupils are blonde girls? **22%**
- 7) The ratio of lipsticks to eye shadow in my makeup bag is 1:9. The ratio of eye shadow to mascara is 3:2. Given that I have 3 more eye shadows than mascaras, how many lipsticks do I have? **1**
- 8) I have a box of chocolates with white, milk and dark chocolate in. The ratio of White to Not White is 3:4. The Ratio of Not dark to dark is 17:4. What is the ratio of White: Milk : Dark? **9:8:4**
- 9) I am on a farm with pigs and horses. The ratio of pigs to horses is 4:1. The ratio of adult pigs to piglets is 1:5. The ratio of adult horse to foal is 3:1. What fraction of the farm are babies (foals and piglets)?  **$\frac{43}{60}$**
- 10) On a table there are some sandwiches. The ratio of sandwiches with white bread to brown bread is 10:3. Out of the sandwiches that are white,  $\frac{2}{3}$  are vegetarian. Out of the sandwiches that are on brown bread, half are vegetarian. What fraction of the sandwiches are vegetarian?  **$\frac{49}{78}$**
- 11) The ages of Adam, Ben and Caleb are in the ratio 5:7:11. Next year, they will be in the ratio 8:11:17. How old are they all now? **15, 21, 33**

- 3.) The ratio  $10 : a$  is equivalent to  $8 : (a + 10)$   
Find the value of  $a$
- 4.) The ratio  $(x + 10) : x$  is equivalent to  $5 : 10$   
Find  $x$
- 5.) The ratio  $(b - 8) : 8$  is equivalent to  $(b - 9) : 2$   
Find  $b$
- 6.) The ratio  $(x + 2) : (x + 7)$  is equivalent to  $7 : 4$   
Find  $x$
- 7.) The ratio  $6 : (k + 3)$  is equivalent to  $5 : (k - 7)$   
Find  $k$
- 8.) The ratio  $(n + 7) : 2$  is equivalent to  $(n - 6) : 9$   
Find  $n$

## Speed, Distance, Time

Videos 299 on Corbettmaths

11. Mr Jenkins catches the 11:45am bus from London to Glasgow.  
The distance between the two cities is 407 miles.  
The bus travels at an average speed of 55mph.  
What time should he arrive in Glasgow?
12. Michael drives 143 miles from town A to town B in 2 hours 36 minutes.  
He then drives from town B to town C at the same speed and it takes 21 minutes.
- (a) Work out Michael's average speed from town A to town B.  
(b) How far did Michael travel, in total, from town A to town C?
13. The distance from Junction 19 to Junction 20 on a motorway is 14 miles.  
Bethany drove the distance in 15 minutes.  
Max drove the distance at a speed of 52mph.  
Who was faster?
14. The distance from Swindon to a village is 40 miles.  
Vicky drives from the village to Swindon at 60 mph.  
Charlie drives from the village to Swindon at 50mph.  
Work out how much longer the journey takes Charlie.  
Give your answer in minutes.
15. Miss Black completes a journey in 3 stages.  
In stage 1, she drives at a speed of 40km/h for 45 minutes.  
In stage 2, she drives at 60 km/h for 2 hours 9 minutes.  
Altogether, over the 3 stages, Miss Black drives 171.6km in 3 hours 15 minutes  
What is her average speed, in km/h, in stage 3?
16. The speed limit on a road is 40mph.  
A scooter drives 9 miles in 13 minutes.  
Is the scooter breaking the speed limit?



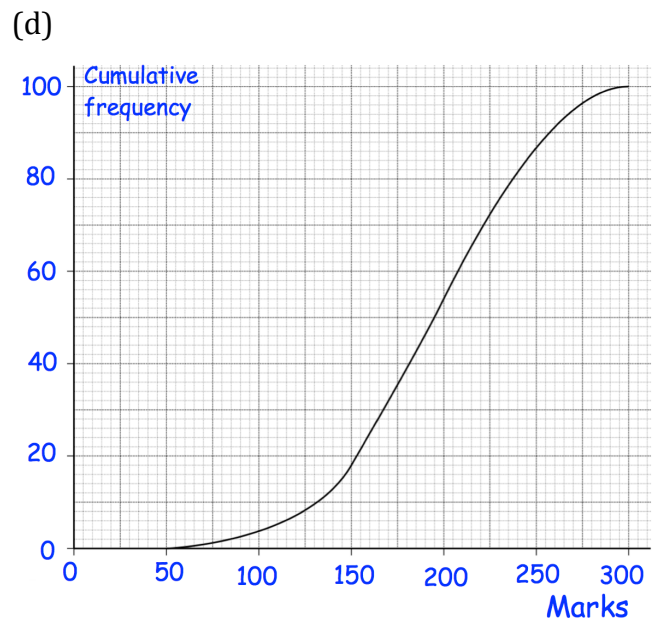
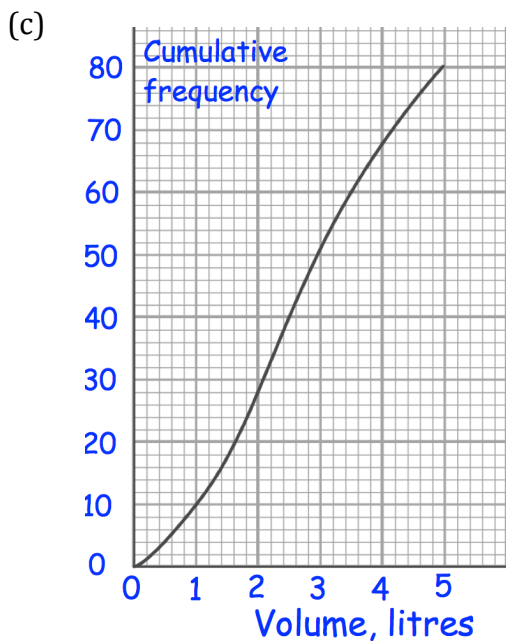
Answers



Click here

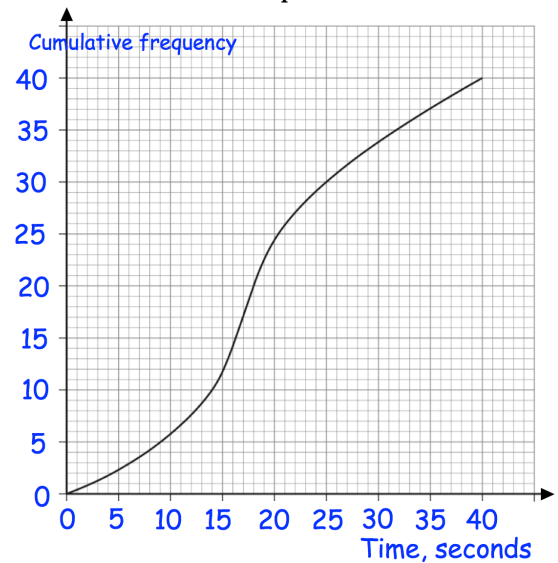


Scan here



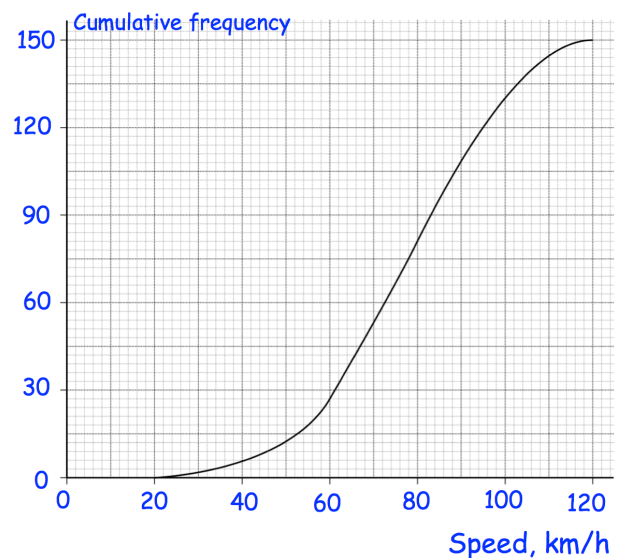
Question 7: The graph shows information about the time taken to solve a puzzle.

- How many people took less than 30 seconds?
- How many people took less than 10 seconds?
- How many people took longer than 25 seconds?
- How many people took longer than 35 seconds?
- The fastest 10 people completed the puzzle in under how many seconds?
- The slowest 2 people completed the puzzle in longer than how many seconds?



Question 8: The graph shows information about the speed of cars on a road.

- How many cars travelled under 50km/h?
- How many cars travelled over 110km/h?
- 42 cars were exceeding the speed limit. What is the speed limit?
- Mr Rodgers says 18% of the cars were travelling too slowly on this road. Below what speed does he feel is too slow?

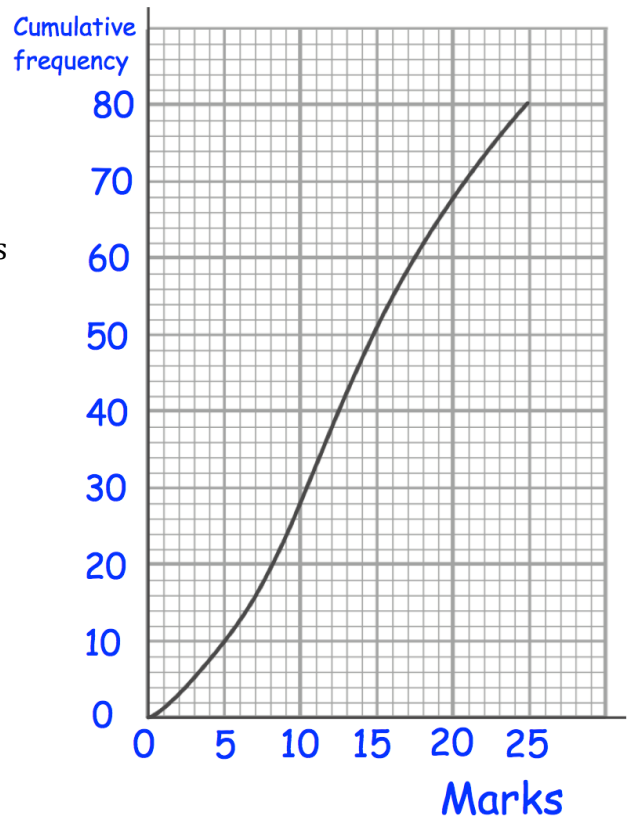


## Apply

Question 1: Some students complete a quiz. The cumulative frequency graph shows their results

- (a) How many students completed the quiz?
- (b) Complete the frequency table below.
- (c) What percentage of the students scored above 20 marks?

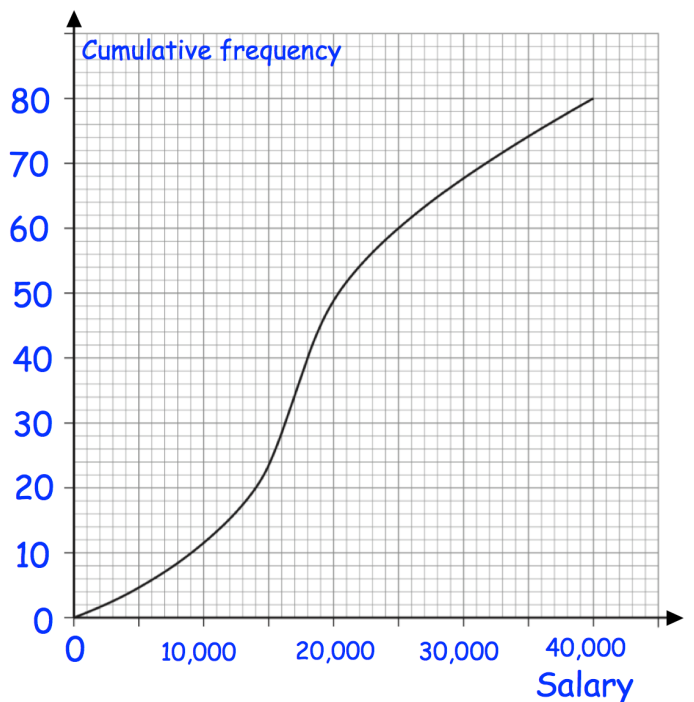
Marks	Frequency
$0 < m \leq 5$	
$5 < m \leq 10$	
$10 < m \leq 15$	
$15 < m \leq 20$	
$20 < m \leq 25$	



Question 2: The cumulative frequency graph below shows the salaries of 80 teachers. The lowest salary is £4,000 and the highest salary is £39,000.

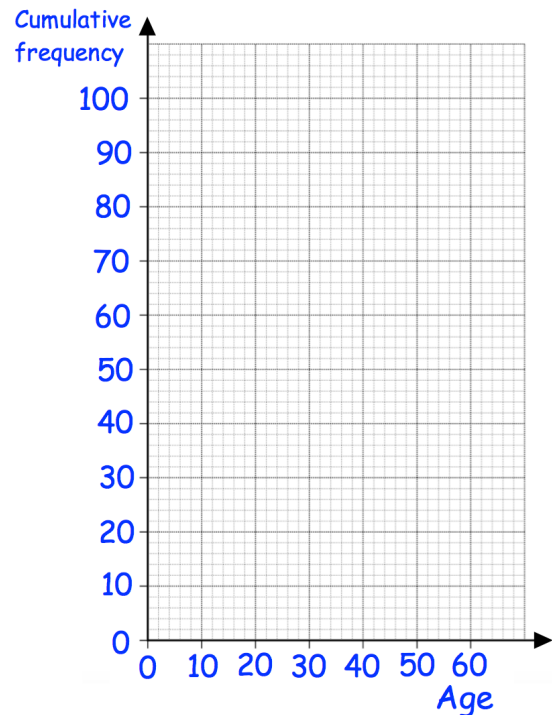
A teacher is picked at random to answer a survey.

- (a) Find the probability that the teacher selected is paid less than £15,000.
- (b) Find the probability that the teacher selected is paid over £25,000.
- (c) Draw a box plot to represent the salaries.



Question 3: The table shows information about the members of Abbeyville Cricket Club

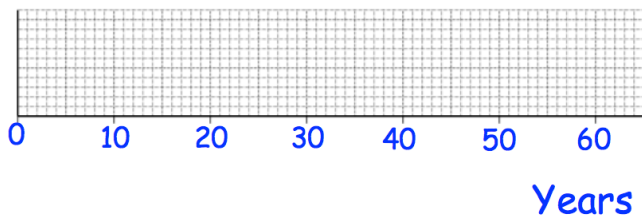
Age	Frequency
$0 < A \leq 10$	2
$10 < A \leq 20$	5
$20 < A \leq 30$	19
$30 < A \leq 40$	38
$40 < A \leq 50$	25
$50 < A \leq 60$	11



The youngest member is 9 and the oldest member is 58.

- (a) Draw a cumulative frequency graph to represent this information.
- (b) Draw a box plot to represent this information

Ages: Abbeyville Cricket Club

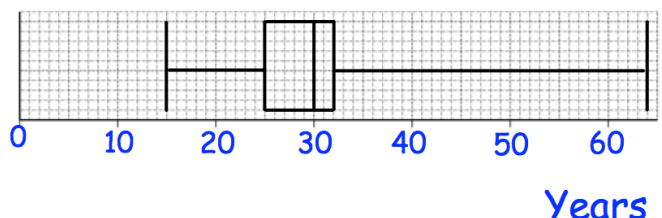


- (c) Work out the interquartile of the ages of the members of Abbeyville Cricket Club.

The box plot below shows information about Barry Town Cricket Club

Ages: Barry Town Cricket Club

- (d) Write down the median age of the members of Barry Town Cricket Club



- (e) Compare the distributions of the ages of the members of Abbeyville Cricket Club to the ages of the members of Barry Town Cricket Club.

Answers



Click here



Scan here

## Functions

Videos 369, 370 on Corbettmaths

Question 16: Given  $g(x) = \frac{3x + 1}{2}$

- (a) Find  $g^{-1}(x)$   
 (b) Calculate the value of  $g^{-1}(11)$

Question 17: Given  $f(x) = \frac{4x}{9} - 8$

- (a) Find  $f^{-1}(x)$   
 (b) Calculate the value of  $f^{-1}(-10)$

Apply

Question 1: Given  $f(x) = 5x + 7$  and  $g(x) = 3x - 18$

Find the value of a such that  $f(a) = g(a)$

Question 2: Given  $f(x) = x^2 + 9$  and  $g(x) = x + 21$

Find the values of a such that  $f(a) = g(a)$

Question 3: Given  $f(x) = \frac{x + 1}{3}$  and  $g(x) = \frac{2}{x + 2}$

Find the values of a such that  $f(a) = g(a)$

Question 4: Given  $f(x) = x^2 + 4x - 1$

Express the following in the form  $ax^2 + bx + c$

- (a)  $f(x + 2)$       (b)  $f(x - 1)$       (c)  $f(2x)$   
 (d)  $f(3x)$       (e)  $f(2x - 1)$       (f)  $f(4x + 3)$

## Functions

Videos 369, 370 on Corbettmaths

Question 5: The function f is such that  $f(x) = kx + 7$

The function g is such that  $g(x) = 3x - 2$

Given that  $gf(1) = 34$

Work out the value of k

Question 6: The function g is such that  $f(x) = \frac{kx + 2}{4}$

The function h is such that  $g(x) = 2x + 5$

Given that  $fg(4) = -9.25$

Work out the value of k

Question 7: For all values of x

$$f(x) = x^2 + 5$$

$$g(x) = x - 4$$

Solve  $fg(x) = gf(x)$

Question 8:  $f(x) = x^2 + 3x + 8$

Show that  $f(x + 1) - f(x) = 2x + 4$

Answers



Click here



Scan here

# 1) Equations and Indices: Easier

1) Simplify

a)  $(a^5)^3$

---

b)  $(2a)^4$

---

c)  $(-2a^2)^4$

---

d)  $(3a^2b^3)^3$

---

e)  $\sqrt[3]{64t^{27}v^{15}}$

---

**(5 Marks)**

2) Express (where possible) each of the following as  $2^k$  for some value of k

a) 8

---

b) 1

---

c)  $\frac{1}{2}$

---

d)  $\sqrt{2}$

---

e)  $\sqrt{8}$

---

f)  $\frac{1}{\sqrt{2}}$

---

g)  $(\sqrt{8})^3$

---

**(7 Marks)**

# 1) Equations and Indices: Medium

3) Solve the equation

$$3^{x+1} = \frac{27^x}{9}$$

---

**(5 Marks)**

---

4) Solve the equation

$$25^{x-1} = 5\sqrt{5}$$

---

**(5 Marks)**

---

5) Solve the equation

$$\frac{16^x}{2^{x-1}} = 2^{\frac{1}{2}}$$

**(5 Marks)**

---

# 1) Equations and Indices: Harder

6) Solve the equation

$$\frac{8^{x+1}}{2^x} = 16$$

---

**(5 Marks)**

7) Solve the equation

$$27^y = 3^{1+y}$$

---

**(5 Marks)**

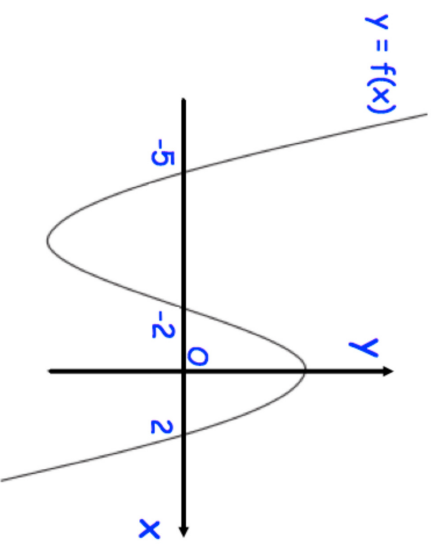
8) Solve the equation

$$\left(\frac{1}{4}\right)^n = 8^{n+1}$$

---

**(5 Marks)**

8.



The graph of  $y = f(x)$  cuts the x axis when  $x = -5, -2$  and  $2$

Write down the coordinates of the points where these graphs cut the x axis.

(a)  $y = f(-x)$

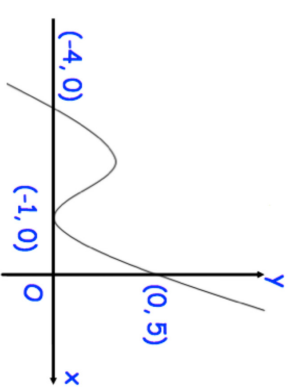
.....  
(2)

(b)  $y = f(x + 2)$

.....  
(2)

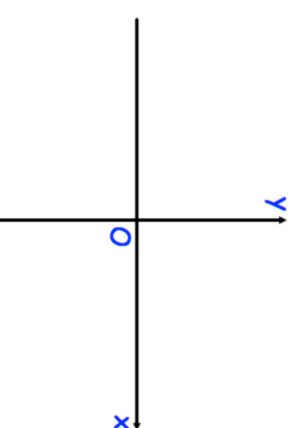
9.

Shown below is the curve with equation  $y = f(x)$ .  
The curve passes through the points  $(-4, 0)$ ,  $(-1, 0)$  and  $(0, 5)$



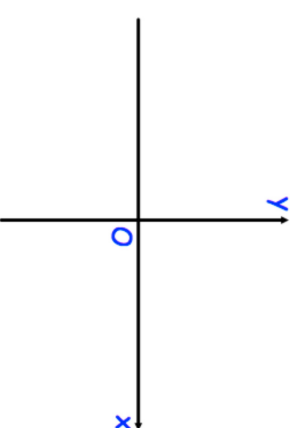
Sketch the curve with equation:

(a)  $y = f(x - 1)$



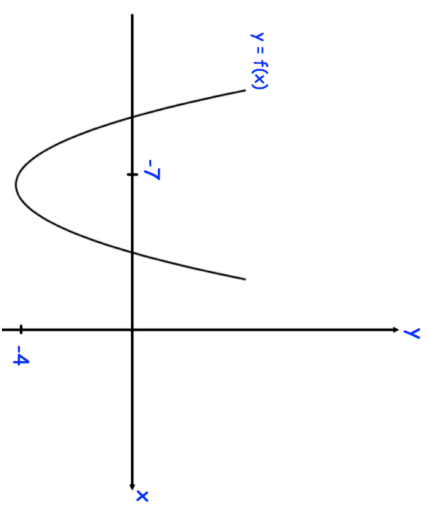
(2)

(b)  $y = -f(x)$



(2)

10. Shown below is a sketch of a curve with equation  $y = f(x)$ . The curve has a minimum point at  $(-7, -4)$ .

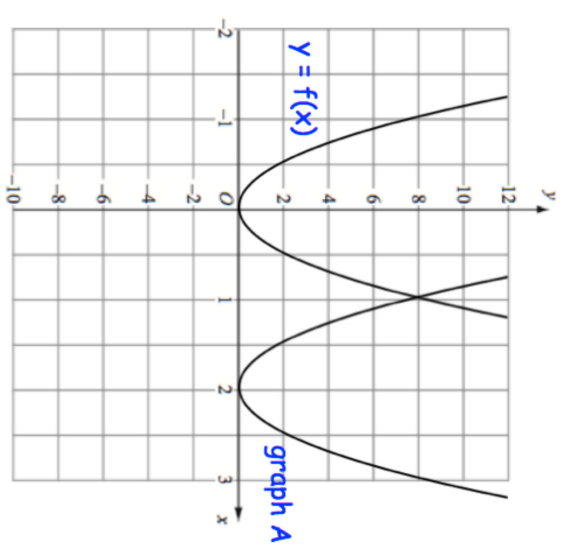


The graph of  $y = f(x) + a$  has a minimum point at  $(-7, 0)$ , where  $a$  is a constant.

Write down the value of  $a$ .

.....  
(1)

11. The graph of  $y = f(x)$  is shown on the grid.

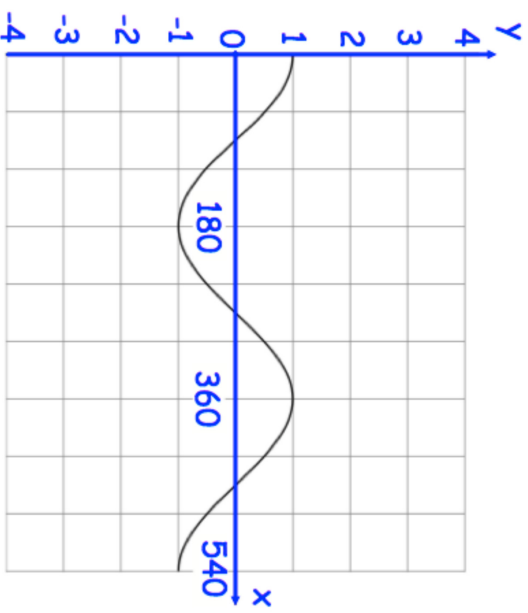


The graph A is a translation of the graph  $y = f(x)$

Write down the equation of graph A.

.....  
(2)

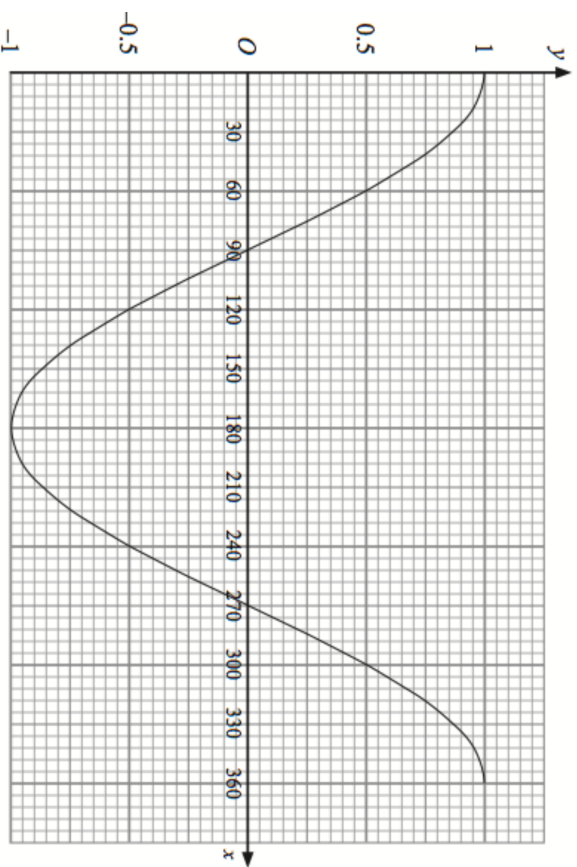
12. Shown below is the graph of  $y = \cos x$



On the grid, sketch the graph of  $y = 3 + \cos x$  for values of  $x$  from  $0^\circ$  to  $540^\circ$

(2)

13. Shown below is the graph of  $y = \cos x$



On the grid, sketch the graph of  $y = \cos(x - 90^\circ)$  for values of  $x$  from  $0^\circ$  to  $360^\circ$

(2)

14. Describe the transformation that maps the curve with equation  $y = \sin(x)$  onto the curve with equation

(a)  $y = -\sin(x)$

.....

.....

(2)

(b)  $y = 1 + \sin(x)$

.....

.....

(2)

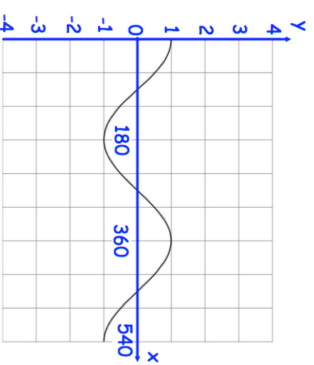
(c)  $y = \sin(x - 30^\circ)$

.....

.....

(2)

15. Shown below is the graph of  $y = \cos x$



On the grid, sketch the graph of  $y = 2 - \cos(x)$  for values of  $x$  from  $0^\circ$  to  $540^\circ$

(2)

Question 5: Sketch the following graphs.

- |                          |                         |                        |
|--------------------------|-------------------------|------------------------|
| (a) $y = x^2 + 6x + 8$   | (b) $y = x^2 - x - 6$   | (c) $y = x^2 + 6x + 9$ |
| (d) $y = x^2 - 13x + 42$ | (e) $y = x^2 + 5x - 36$ | (f) $y = x^2 - 2x + 1$ |
| (g) $y = x^2 + 5x + 11$  | (h) $y = x^2 - 4x + 7$  |                        |

Question 6: Sketch the following graphs.

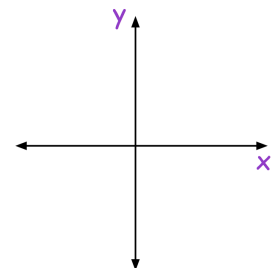
- |                           |                          |                     |
|---------------------------|--------------------------|---------------------|
| (a) $y = (x - 7)(x + 10)$ | (b) $y = (x + 3)(x + 8)$ | (c) $y = (x - 2)^2$ |
|---------------------------|--------------------------|---------------------|

Question 7: Sketch the following graphs.

- |                    |                   |                     |
|--------------------|-------------------|---------------------|
| (a) $y = x^2 - 49$ | (b) $y = x^2 - 1$ | (c) $y = x^2 - 196$ |
|--------------------|-------------------|---------------------|

Question 8: Michael wants to sketch the graph of  $y = -x^2 + 5x + 14$

- (a) Find the value of  $y$  when  $x = 0$
- (b) Use your answer to (a) to plot where the graph crosses the  $y$ -axis.
- (c) Solve the equation  $-x^2 + 5x + 14 = 0$
- (d) Use your answers to (c) to help you plot where the graph crosses the  $x$ -axis.
- (e) Sketch the graph of  $y = -x^2 + 5x + 14$

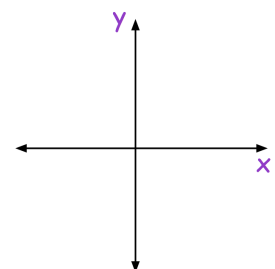


Question 9: Sketch the following graphs.

- |                          |                          |                         |
|--------------------------|--------------------------|-------------------------|
| (a) $y = -x^2 - 5x - 4$  | (b) $y = -x^2 + 9x - 18$ | (c) $y = 84 - 5x - x^2$ |
| (d) $y = (3 - x)(x + 8)$ | (e) $y = -x^2 - 8x - 16$ | (f) $y = 144 - x^2$     |

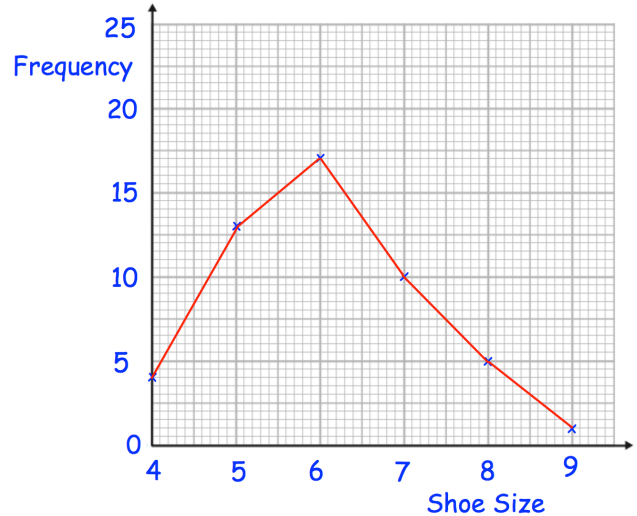
Question 10: Robyn wants to sketch the graph of  $y = 2x^2 + 9x + 4$

- (a) Find the value of  $y$  when  $x = 0$
- (b) Use your answer to (a) to plot where the graph crosses the  $y$ -axis.
- (c) Solve the equation  $2x^2 + 9x + 4 = 0$
- (d) Use your answers to (c) to help you plot where the graph crosses the  $x$ -axis.
- (e) Sketch the graph of  $y = 2x^2 + 9x + 4$



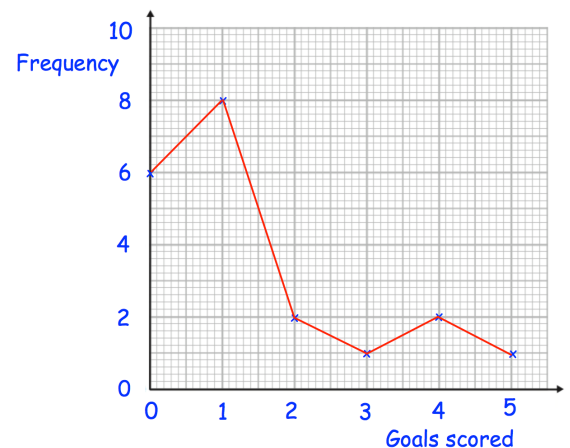
Question 2: Henry surveyed 50 people.  
This frequency polygon shows their shoe sizes.

- What is the modal shoe size?
- What is the range of the shoe sizes?
- What fraction of the people surveyed have size 5 shoes?
- What percentage of the people surveyed have size 7 shoes?
- Henry picks somebody at random to win a prize.  
Write down the probability that the winner has size 6 shoes.



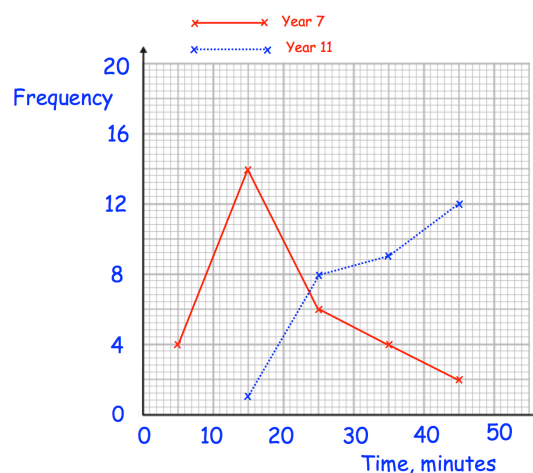
Question 3: Roy is a striker for Rovers.  
The frequency polygon shows the number of goals scored in each game over 20 games he has played.

- Work out the median number of goals scored per game.
- Work out the mean number of goals scored per game.
- A journalist asks him for the “average” number of goals scored per game.  
Which average should he use?



Question 4: The frequency polygons show the amount of time that 30 students in year 7 and 30 students in year 11 spent on their last maths homework.

Compare the time spent on homework by the year 7s and the year 11s.



## Frequency Polygons

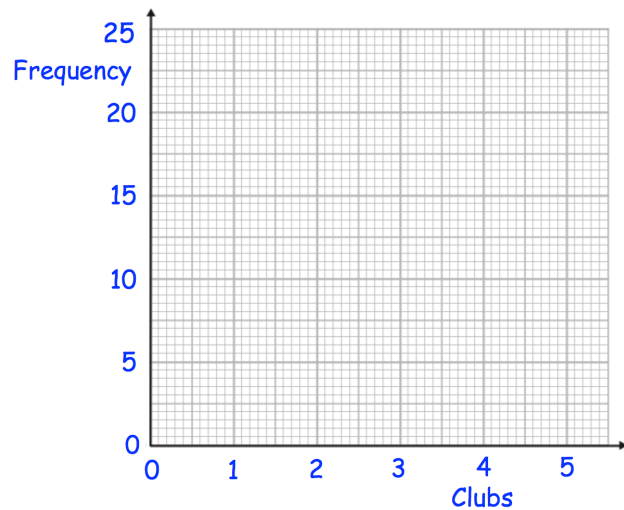
Videos 155 and 156 on [www.corbettmaths.com](http://www.corbettmaths.com)

Question 5: 50 boys and 50 girls attend a primary school.  
The table below shows how many clubs they attend.

(a) On the same grid, draw a frequency polygon for the boys and a frequency polygon for the girls.

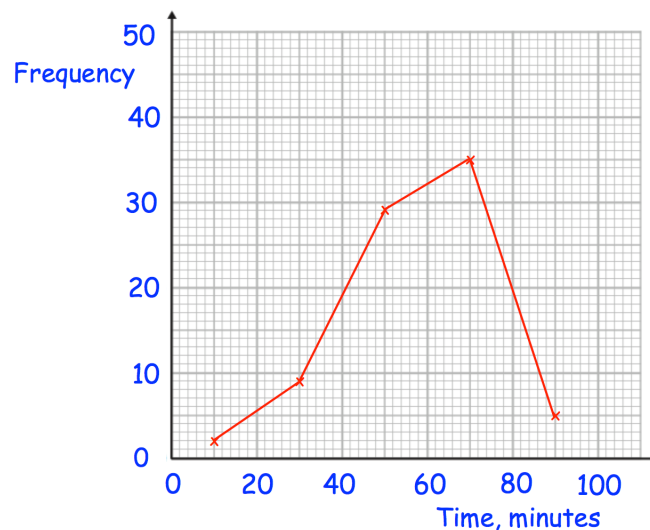
(b) Compare the distributions.

Clubs	Boys	Girls
0	5	2
1	20	18
2	14	22
3	9	7
4	2	1




Question 6: The frequency polygon shows information about the amount of time people spend in the gym.

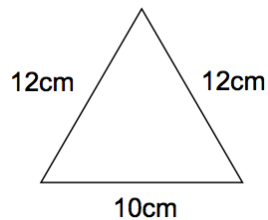
Calculate an estimate of the mean time spent in the gym.



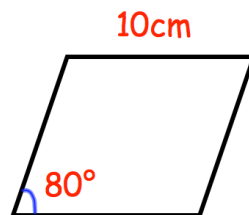
Answers



- Question 6: A helicopter leaves A and flies 40 miles due east. Then the helicopter flies 10 miles due south and arrives at B. Work out the bearing of B from A.
- Question 7: A boat leaves a port and sails 55km due west and then 30km due north and arrives at an oil rig. What is the bearing of the oil rig from the port?
- Question 8: Shown is an isosceles triangle. Calculate its area.

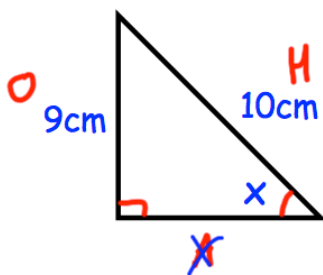


- Question 9: Shown is a rhombus of side length 10cm. Calculate its area.



- Question 10: Can you spot any mistakes in the question below?

Find the size of the angle  $x$ .



$$\begin{aligned} \sin x &= \frac{9}{10} \\ \sin x &= 0.9 \\ x &= \sin 0.9 \\ x &= 0.016^\circ \end{aligned}$$

Answers



Click here



Scan here

## Box Plots

Videos 149 and 150 on [www.corbettmaths.com](http://www.corbettmaths.com)

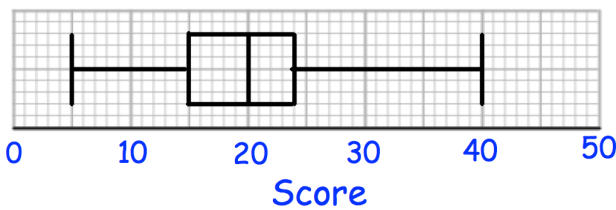
Question 4: Draw a box plot for each set of data

- (a) 8, 10, 13, 14, 14, 15, 15, 16, 18, 19, 21, 22, 24, 29, 35
- (b) 40, 80, 90, 90, 100, 120, 130
- (c) 5.9, 7.3, 7.8, 8, 8.4, 8.7, 8.9, 8.9, 8.9, 9, 9, 9.1, 9.1, 9.3, 9.5, 9.6, 9.9, 10.5, 10.9

Question 5: Compare the distributions of each pair of box plots below.

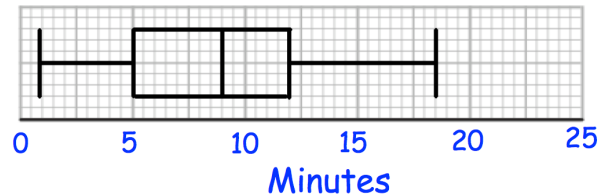
(a)

7A results

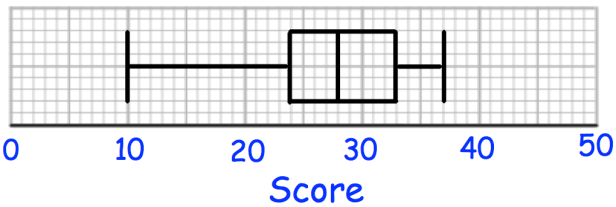


(b)

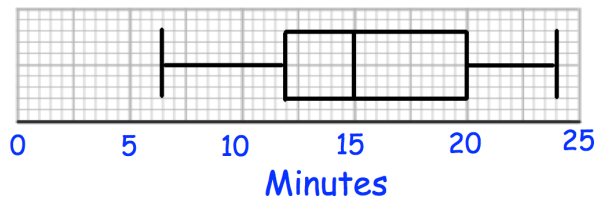
Time taken to complete puzzle - Children



7B results

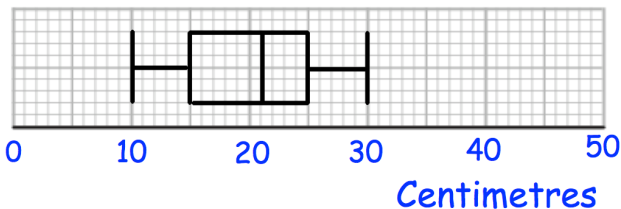


Time taken to complete puzzle - Adults



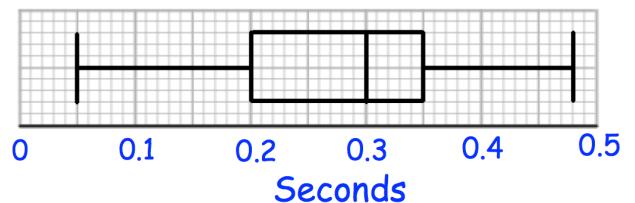
(c)

Length of red squirrels

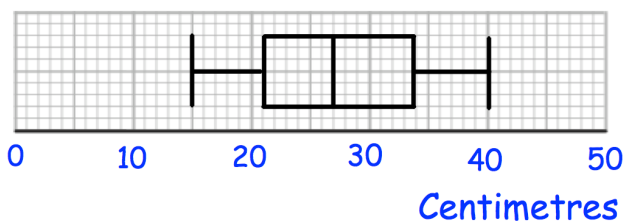


(d)

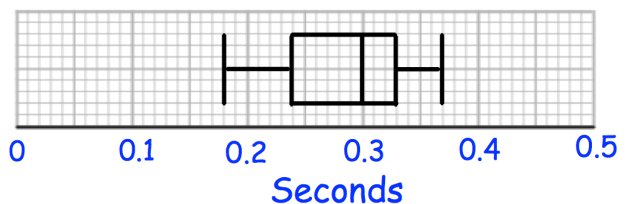
Reaction Times - Group A



Length of grey squirrels



Reaction Times - Group B



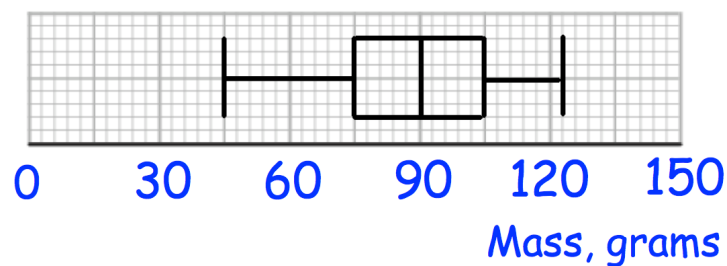
## Box Plots

Videos 149 and 150 on [www.corbettmaths.com](http://www.corbettmaths.com)

- Question 3: Mr Jones is an estate agent on the Isle of Man. He has created this table to show information about the prices of houses he has sold.
- Explain how you know he has made a mistake.

Median	£375,000
Range	£235,000
Interquartile Range	£590,000

- Question 4: The box plot show information about the masses of apples in a crate.



Jack is going to select apples at random from the crate. After selecting each apple, he records its mass and returns it to the crate before picking another. Work out the probability that:

- Jack picks two apples, both under 75g
- Jack picks two apples, both over 90g
- Jack picks two apples, both over 105g
- Jack picks two apples, one under 90g and one over 105g
- Jack picks three apples, all over 105g
- Jack picks three apples, two over 105g and one under 75g.

Answers



Click here

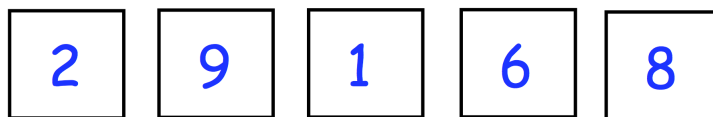


Scan here

## Product Rule for Counting

Video 383 on [www.corbettmaths.com](http://www.corbettmaths.com)

- Question 6: Oliver picks a 4-digit **even** number that is greater than 3000.  
The second digit is a multiple of 4.  
How many different numbers could Oliver pick?
- Question 7: Sophia is creating a 6-digit code to lock her iPad.  
She only uses digits greater than 2.  
She only uses each digit once.  
How many possible codes can Sophia create?
- Question 8: In a class, there are 10 boys and 9 girls.  
The teacher has been asked to pick one boy and one girl to win a prize.  
How many possible pairs of students can the teacher pick?
- Question 9: Jason picks a 5-digit number that is less than 80000.  
The first digit is odd.  
The fourth and fifth digits are equal.  
How many different numbers can Jason pick?
- Question 10: A headteacher wants to survey two Year 7 students.  
There are 100 students in Year 7.  
How many possible pairs of students can the headteacher pick?
- Question 11: How many even numbers greater than 40000 can be created using these digits?



### Apply

- Question 1: On a school trip, students are given a packed lunch.  
The students can choose one piece of fruit and one snack.  
There are 8 different pieces of fruit and some different snacks.  
Altogether there are 104 different ways to choose one piece of fruit and one snack  
How many different snacks are there?

## Product Rule for Counting

Video 383 on [www.corbettmaths.com](http://www.corbettmaths.com)

Question 2: At a summer camp, children pick a morning, an afternoon and an evening activity.

There are 4 morning and 7 evening activities to pick from.

Altogether there are 224 different ways to choose their activities.

How many afternoon activities are there?

Question 3: In a gym there are

12 exercise classes on a Monday

13 exercise classes on a Wednesday

7 exercise classes on a Friday

Katie is going to attend either

a class on Monday and a class on Friday

or a class on Wednesday and a class on Friday

or a class on Monday, Wednesday and Friday

Work out how many different ways there are to pick which exercises classes Katie is going to attend.

Question 4: A group of 10 people enter a room.  
Each person shakes hands, once, with all the other people in the room.

How many handshakes are there in total?



Question 5: A pizza parlour sells 9 different toppings.

Michael orders a pizza with 2 different toppings.

(a) How many different pizzas can he choose from?

Beth orders a pizza with 3 different toppings.

(b) How many different pizzas can she choose from?

John orders a pizza with 4 different toppings.

(c) How many different pizzas can he choose from?

Answers



Click here



Question 3: 260 people sit a driving theory test.  
Their results are shown in this histogram.

10% of the people scored less than  $x$  marks.

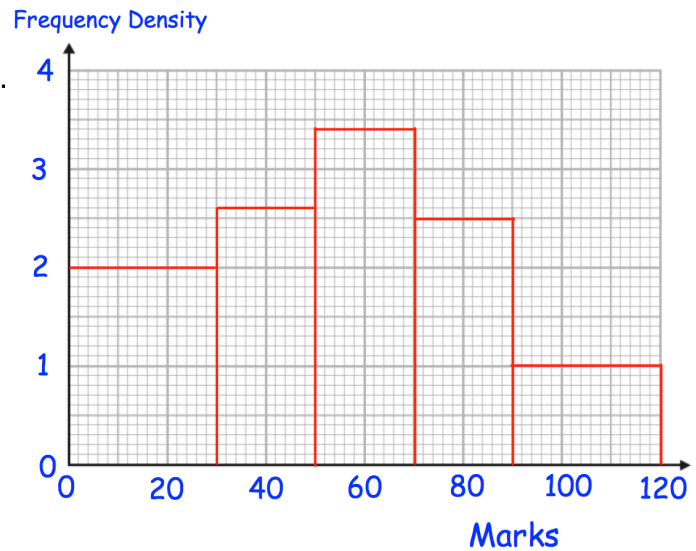
(a) Find  $x$ .

5% of people scored more than  $y$  marks.

(b) Find  $y$

70% of people scored less than  $z$  marks.

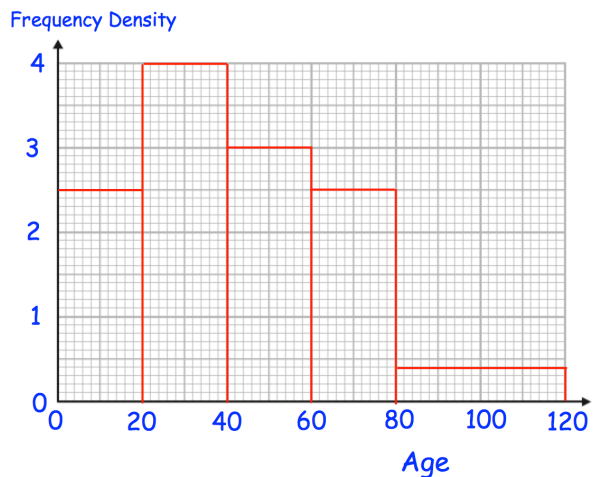
(c) Find  $z$



Question 4: The ages of the residents of a village are represented in this histogram

(a) How many people live in the village?

(b) Calculate an estimate of the mean age



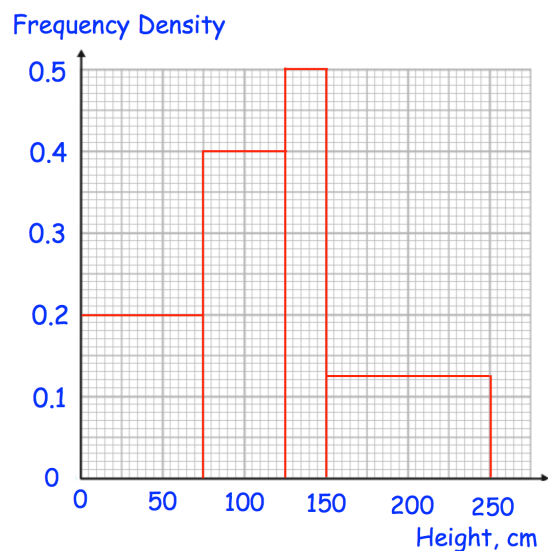
Question 5: The heights of some sunflowers are represented in the histogram.

(a) Find an estimate of the median

(b) Find an estimate of the lower quartile

(c) Find an estimate of the upper quartile

(d) Find an estimate of the interquartile range

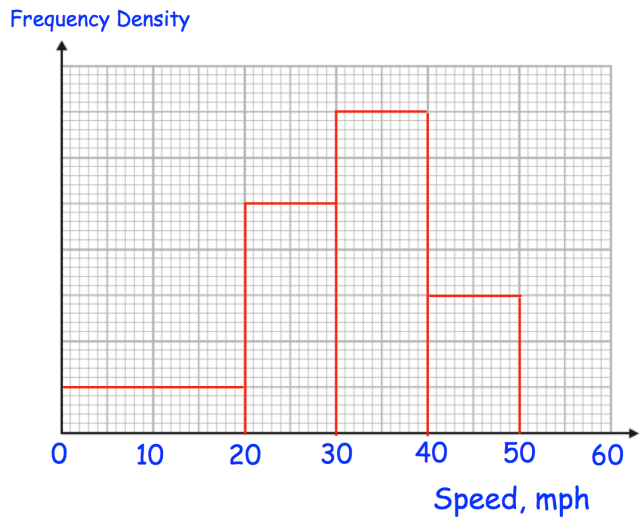


# Histograms

Videos 158 and 159 on [www.corbettmaths.com](http://www.corbettmaths.com)

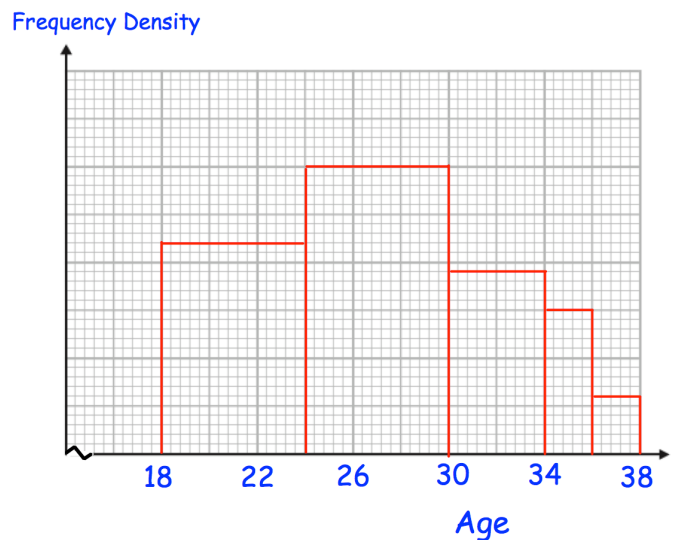
Question 6: The histogram shows the speed, in miles per hour, of cars on a road over 1 hour. 24 cars travelled faster than 40mph.

- (a) How many cars travelled slower than 20mph?
- (b) How many cars travelled between 20mph and 40mph?
- (c) Estimate how many cars travelled between 15mph and 35mph.



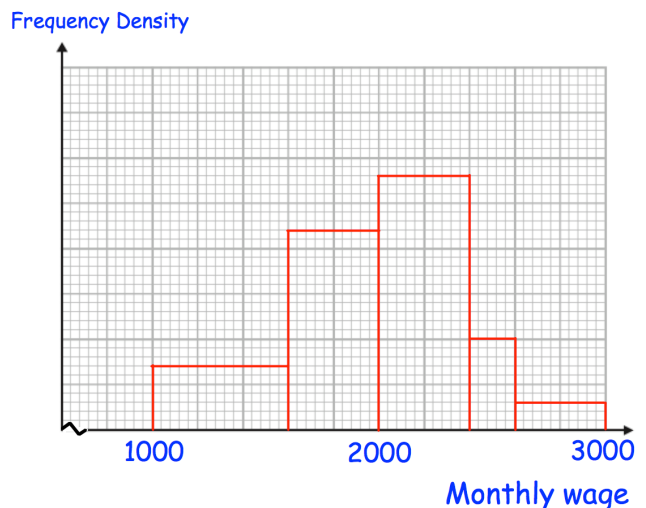
Question 7: The histogram below shows the ages of rugby players. There are 768 players that are under 26 years old.

Work out an estimate of how many players are over 32.




Question 8: The histogram below shows the monthly salaries of employees. There are 216 people who have a monthly salary of between £1800 and £2100.

Work out an estimate of how many employees have a salary of between £2300 and £2900



Answers

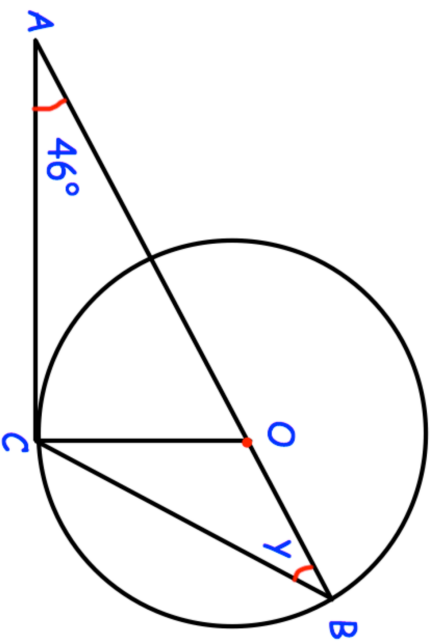


Click here



Scan here

14.



$AOB$  is a straight line.

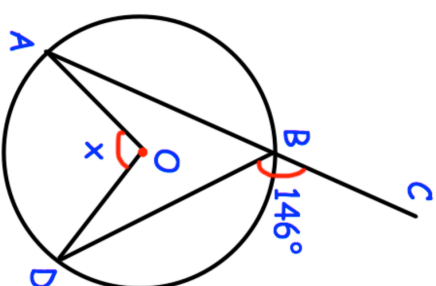
$B$  and  $C$  are points on the circumference of a circle, centre  $O$ .

$AC$  is a tangent to the circle.

Work out the size of the angle  $y$ .

.....  
(4)

15.



Shown is a circle with centre  $O$ .

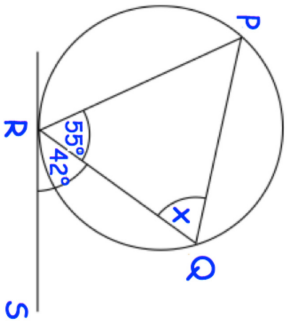
$ABC$  is a straight line.

Angle  $CBD$  is  $146^\circ$

Find the size of angle  $AOD$ .

.....  
(3)

16. RS is a tangent to the circle at R.

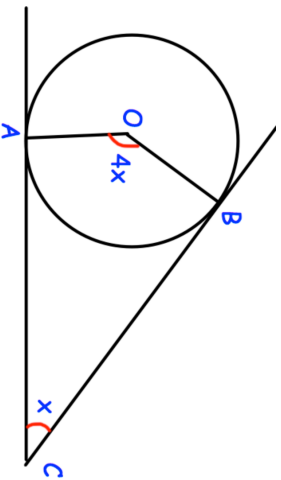


Calculate the value of  $x$ .

Give reasons for your answer.

.....°  
(3)

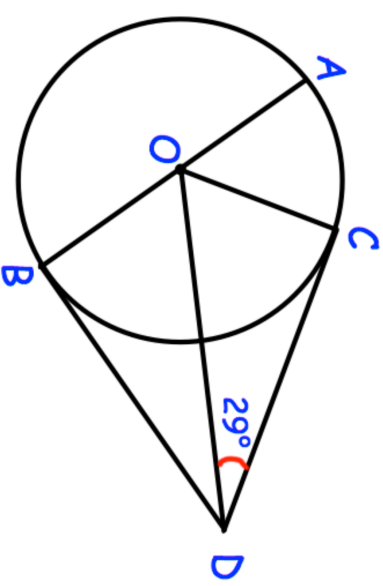
17. AC and BC are tangents to the circle with centre O.



Find the size of  $x$ .

.....°  
(3)

18. A, B and C are points on the circumference of a circle with centre O.



AOB is a diameter of the circle.

CD and BD are tangents to the circle.

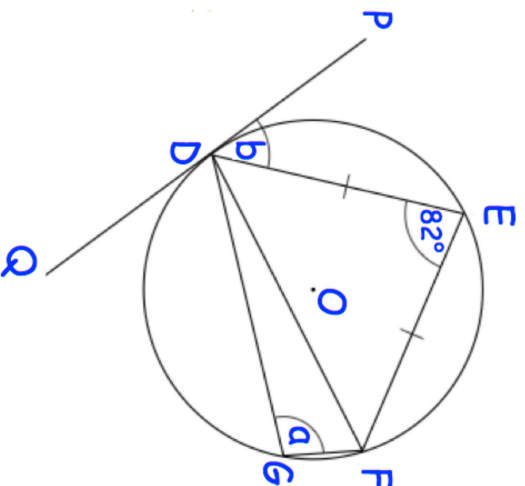
Angle CDO =  $29^\circ$

Work out the size of angle AOC.

Give reasons for each stage of your working.

.....°  
(4)

19. DEFG is a cyclic quadrilateral.  
 PDQ is a tangent at D.  
 O is the centre of the circle.  
 DEF is an isosceles triangle.



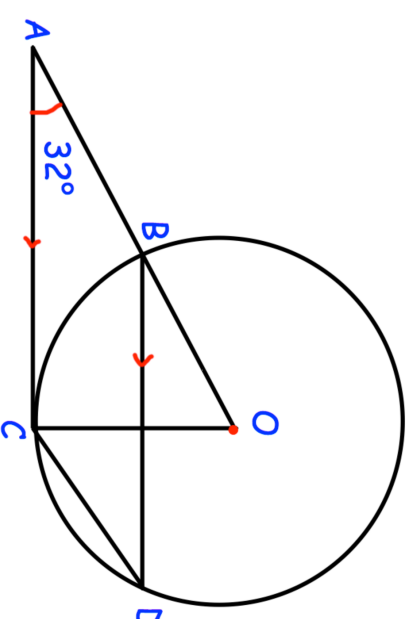
- (a) Work out the value of a.
- (b) Work out the value of b.
- (c) Write down the name of the circle theorem used in part (b)

.....°  
 (2)

.....°  
 (3)

.....  
 (1)

- 20.



Shown is a circle, centre O.  
 B, C and D are points on the circumference.

ABO is a straight line.  
 AC is a tangent to the circle.

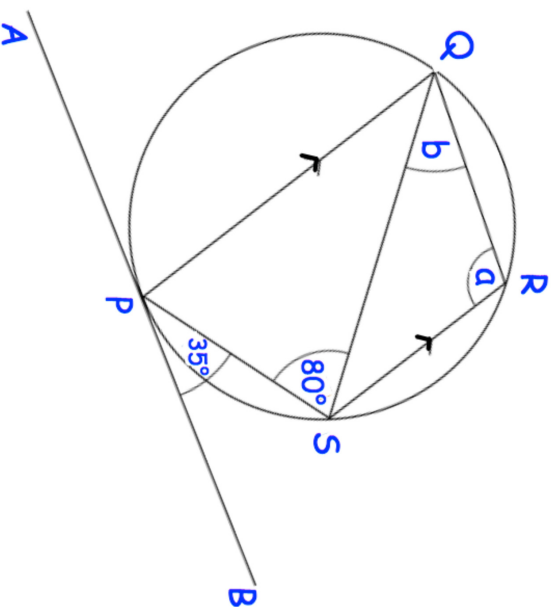
- (a) Work out angle AOC.
- (b) Work out angle BDC.
- (c) Work out angle ACD.

.....°  
 (2)

.....°  
 (3)

.....°  
 (1)

21. PQRS is a cyclic quadrilateral.  
 APB is a tangent to the circle at P.  
 PQ is parallel to SR.  
 Angle SPB =  $35^\circ$  and angle PSQ =  $80^\circ$

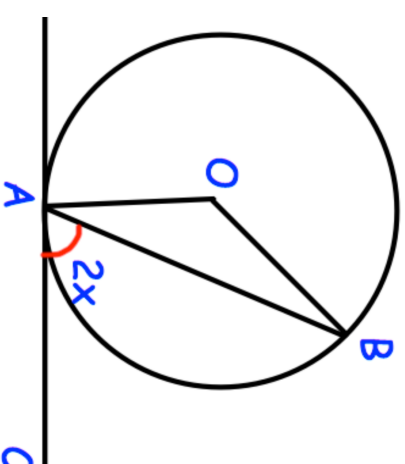


- (a) Work out the size of angle QRS.
- (b) Work out the size of angle ROS.

.....<sup>o</sup>  
**(4)**

.....<sup>o</sup>  
**(2)**

- 22.

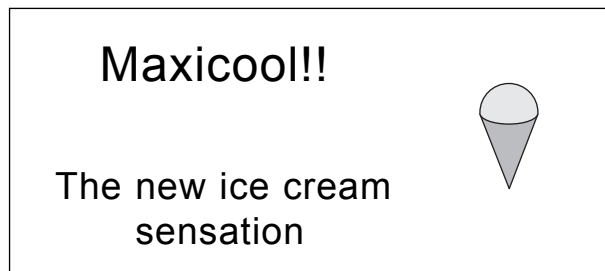


- A and B are points on the circumference of a circle, centre O.  
 CA is a tangent to the circle.  
 Angle CAB =  $2x$
- Prove that angle AOB =  $4x$   
 Give reasons for each stage of your working.

**(4)**

1.

[4 marks]



A Maxicool consists of a cone full of ice cream with a hemisphere of ice cream on top.  
The radius of the hemisphere is 3 cm.  
The radius of the base of the cone is 3 cm.  
The height of the cone is 10 cm.

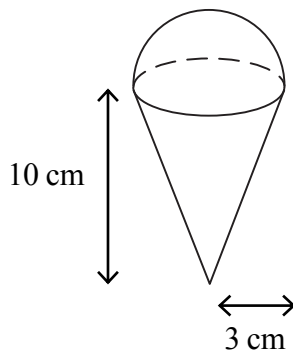


Diagram **NOT** accurately drawn

Calculate the total volume of ice cream in a Maxicool.  
Give your answer correct to 3 significant figures.

2.

[5 marks]

A solid is made from a cylinder and a hemisphere.  
The cylinder has radius 1.5 cm and height 4 cm.  
The hemisphere has radius 1.5 cm.

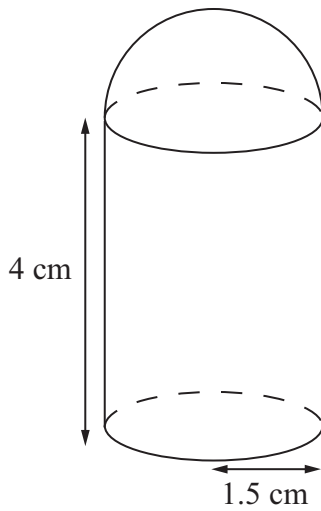


Diagram **NOT**  
accurately drawn

Work out the total volume of the solid.  
Give your answer correct to 3 significant figures.

..... cm<sup>3</sup>

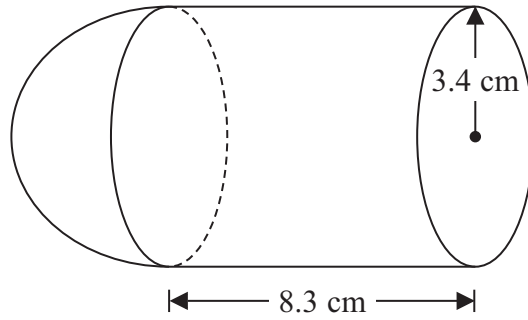


Diagram **NOT**  
accurately drawn

The diagram shows a shape made from a solid cylinder and a solid hemisphere.  
The cylinder has a radius of 3.4 cm and a length of 8.3 cm.  
The hemisphere has a radius of 3.4 cm.

Calculate the total surface area of the solid shape.  
Give your answer correct to 3 significant figures.

..... cm<sup>2</sup>

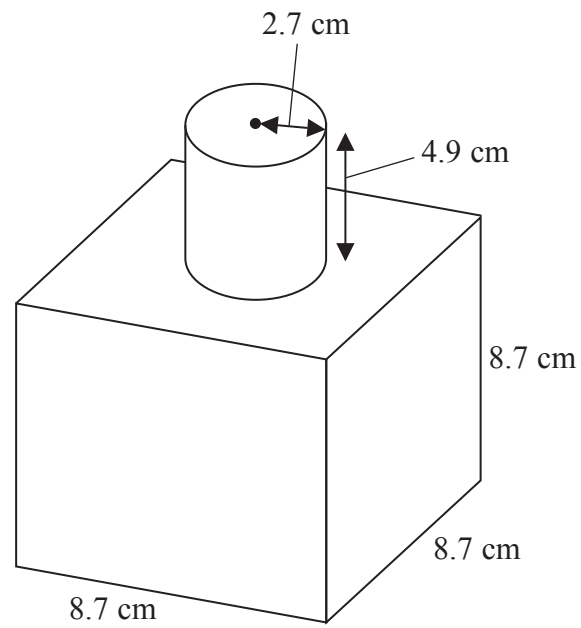


Diagram **NOT**  
accurately drawn

The diagram shows a shape made from a solid cube and a solid cylinder.  
The cube has sides of length 8.7 cm.  
The cylinder has a radius of 2.7 cm and a height of 4.9 cm.

Calculate the total surface area of the solid shape.  
Give your answer correct to 3 significant figures.

..... cm<sup>2</sup>

The diagram shows a sphere and a cone.

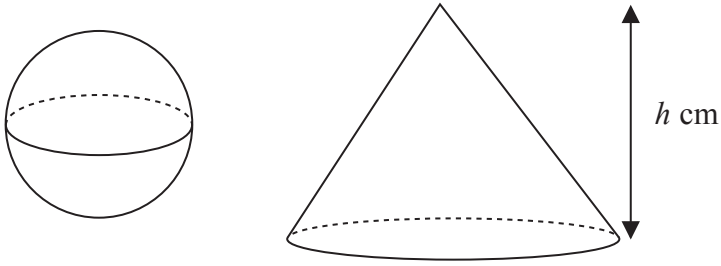


Diagram **NOT**  
accurately drawn

The cone has height  $h$  cm.

The radius of the base of the cone is 3 times the radius of the sphere.

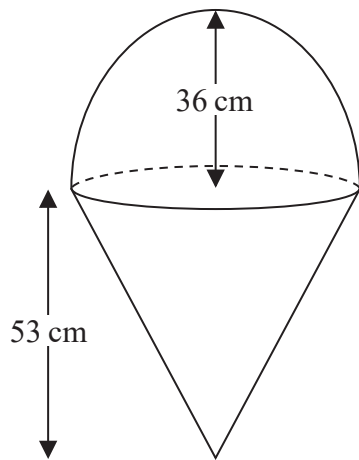
Given that the volume of the sphere is equal to the volume of the cone,  
find an expression for the radius of the sphere in terms of  $h$ .

Give your expression in its simplest form.

The diagram shows two solid shapes, shape **A** and shape **B**.

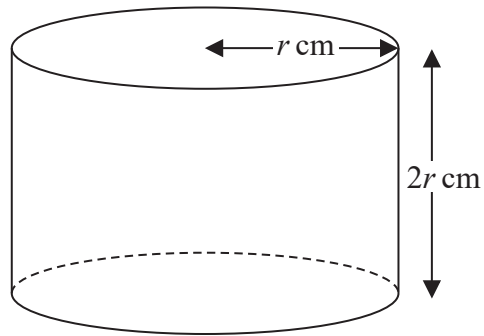
Shape **A** is made of a hemisphere and a cone.

Shape **B** is a cylinder.



**A**

Diagram **NOT**  
accurately drawn



**B**

For shape **A**

radius of the hemisphere is 36 cm  
radius of the base of the cone is 36 cm  
height of the cone is 53 cm

For shape **B**

radius of the cylinder is  $r$  cm  
height of the cylinder is  $2r$  cm

The volume of shape **A** = the volume of shape **B**

Calculate the height of shape **B**.

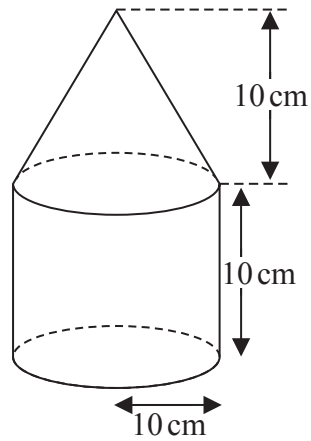


Diagram **NOT**  
accurately drawn

The diagram shows a solid shape made from a cone on top of a cylinder.

The cone has a radius of 10 cm and a height of 10 cm.

The cylinder has a radius of 10 cm and a height of 10 cm.

The centre of the base of the cone coincides with the centre of the top face of the cylinder.

The total surface area of the solid is  $A \text{ cm}^2$

Show that  $A = (300 + 100\sqrt{2})\pi$

The diagram shows a cylinder and a sphere.

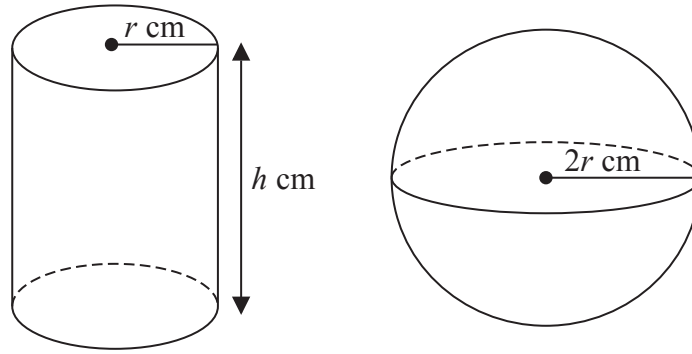


Diagram **NOT**  
accurately drawn

The cylinder has radius  $r \text{ cm}$  and height  $h \text{ cm}$ .

The sphere has radius  $2r \text{ cm}$ .

The volume of the cylinder is equal to the volume of the sphere.

Find an expression for  $h$  in terms of  $r$ .

Give your answer in its simplest form.

.....

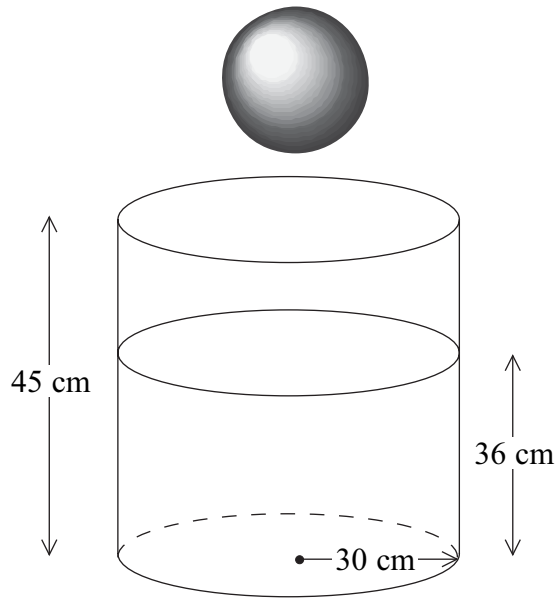


Diagram **NOT**  
accurately drawn

A cylindrical tank has a radius of 30 cm and a height of 45 cm.  
The tank contains water to a depth of 36 cm.

A metal sphere is dropped into the water and is completely covered.  
The water level rises by 5 cm.

Calculate the radius of the sphere.

..... cm

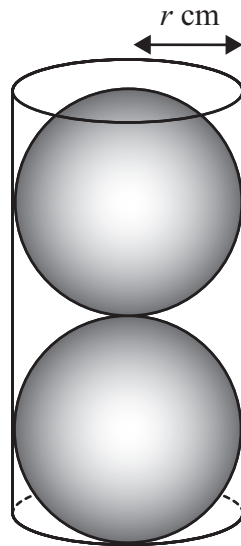


Diagram **NOT**  
accurately drawn

Two solid spheres, each of radius  $r$  cm, fit exactly inside a hollow cylinder.

The radius of the cylinder is  $r$  cm.

The height of the cylinder is equal to  $4r$  cm.

The volume of the space inside the cylinder, not occupied by the spheres, is  $\frac{125}{6}\pi$  cm<sup>3</sup>

Calculate the value of  $r$ .

Show your working clearly.

$r = \dots\dots\dots$

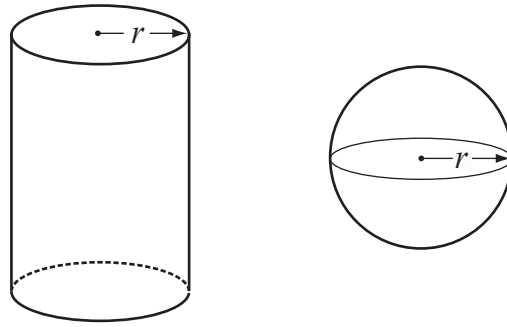


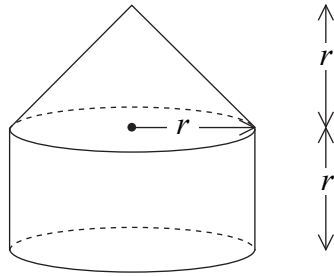
Diagram **NOT**  
accurately drawn

The diagram shows a solid cylinder and a solid sphere.  
The cylinder has radius  $r$ .  
The sphere has radius  $r$ .

Given that  $\frac{\text{Total surface area of cylinder}}{\text{Surface area of sphere}} = 2$

find the value of  $\frac{\text{Volume of cylinder}}{\text{Volume of sphere}}$

.....



The diagram shows a solid made from a cone and a cylinder.

The cylinder has radius  $r$  and height  $r$ .

The cone has base radius  $r$  and height  $r$ .

- (a) Show that the total volume of the solid is equal to the volume of a sphere of radius  $r$ .

(2)

The curved surface area of a cylinder with base radius  $r$  and height  $h$  is  $2\pi rh$ .

The curved surface area of a cone with base radius  $r$  and slant height  $l$  is  $\pi rl$ .

- (b) Show that the **total** surface area of the above solid is greater than the surface area of a sphere of radius  $r$ .

(3)

# C1 COORDINATE GEOMETRY

## Worksheet A

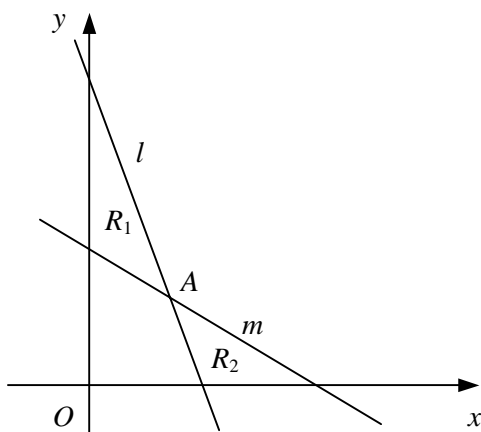
- Find the gradient of the line segment joining each pair of points.
  - (3, 1) and (5, 5)
  - (4, 7) and (10, 9)
  - (6, 1) and (2, 5)
  - (-2, 2) and (2, 8)
  - (1, 3) and (7, -1)
  - (4, 5) and (-5, -7)
  - (-2, 0) and (0, -8)
  - (8, 6) and (-7, -2)
- Write down the gradient and y-intercept of each line.
  - $y = 4x - 1$
  - $y = \frac{1}{3}x + 3$
  - $y = 6 - x$
  - $y = -2x - \frac{3}{5}$
- Find the gradient and y-intercept of each line.
  - $x + y + 3 = 0$
  - $x - 2y - 6 = 0$
  - $3x + 3y - 2 = 0$
  - $4x - 5y + 1 = 0$
- Write down, in the form  $y - y_1 = m(x - x_1)$ , the equation of the straight line with the given gradient which passes through the given point.
  - gradient 2, point (4, 1)
  - gradient 5, point (2, -5)
  - gradient -3, point (-1, 1)
  - gradient  $\frac{1}{2}$ , point (1, 6)
  - gradient -2, point  $(\frac{3}{4}, -\frac{1}{4})$
  - gradient  $-\frac{1}{5}$ , point (-3, -7)
- Find, in the form  $y = mx + c$ , the equation of the straight line with the given gradient which passes through the given point.
  - gradient 3, point (1, 2)
  - gradient -1, point (5, 3)
  - gradient 4, point (-2, -3)
  - gradient -2, point (-4, 1)
  - gradient  $\frac{1}{3}$ , point (-3, 1)
  - gradient  $-\frac{5}{6}$ , point (9, -2)
- Find, in each case, the equation of the straight line with gradient  $m$  which passes through the point  $P$ . Give your answers in the form  $ax + by + c = 0$ , where  $a$ ,  $b$  and  $c$  are integers.
  - $m = 1$ ,  $P(2, -4)$
  - $m = \frac{1}{2}$ ,  $P(6, 1)$
  - $m = -4$ ,  $P(-1, 8)$
  - $m = \frac{2}{5}$ ,  $P(-3, 5)$
  - $m = -3$ ,  $P(\frac{3}{2}, -\frac{1}{8})$
  - $m = -\frac{3}{4}$ ,  $P(\frac{2}{3}, -7)$
- Find, in the form  $y = mx + c$ , the equation of the straight line passing through each pair of points.
  - (0, 1) and (4, 13)
  - (2, 9) and (7, -1)
  - (-4, 3) and (2, 7)
  - $(-\frac{1}{2}, -2)$  and (2, 8)
  - (3, -2) and (18, -5)
  - (-3.2, 4) and (-2, 0.4)
- Find, in the form  $ax + by + c = 0$ , where  $a$ ,  $b$  and  $c$  are integers, the equation of the straight line which passes through each pair of points.
  - (3, 0) and (5, 2)
  - (-1, 8) and (5, -4)
  - (-5, 3) and (7, 5)
  - (-4, -1) and (8, -17)
  - (2, -1.5) and (7, 0)
  - $(-\frac{3}{5}, \frac{1}{10})$  and (3, 1)
- The straight line  $l$  passes through the points  $A(-6, 8)$  and  $B(3, 2)$ .
  - Find an equation of the line  $l$ .
  - Show that the point  $C(9, -2)$  lies on  $l$ .
- The point  $M(k, 2k)$  lies on the line with equation  $x - 3y + 15 = 0$ . Find the value of the constant  $k$ .

# C1 COORDINATE GEOMETRY

## Worksheet C

- 1 The straight line  $l$  has gradient  $-3$  and passes through the point with coordinates  $(3, -5)$ .
- a Find an equation of the line  $l$ .
- The straight line  $m$  passes through the points with coordinates  $(-1, -2)$  and  $(4, 1)$ .
- b Find the equation of  $m$  in the form  $ax + by + c = 0$ , where  $a, b$  and  $c$  are integers.
- The lines  $l$  and  $m$  intersect at the point  $P$ .
- c Find the coordinates of  $P$ .
- 2 Given that the straight line passing through the points  $A(2, -3)$  and  $B(7, k)$  has gradient  $\frac{3}{2}$ ,
- a find the value of  $k$ ,
- b show that the perpendicular bisector of  $AB$  has the equation  $8x + 12y - 45 = 0$ .
- 3 The vertices of a triangle are the points  $A(5, 4)$ ,  $B(-5, 8)$  and  $C(1, 11)$ .
- a Find the equation of the straight line passing through  $A$  and  $B$ , giving your answer in the form  $ax + by + c = 0$ , where  $a, b$  and  $c$  are integers.
- b Find the coordinates of the point  $M$ , the mid-point of  $AC$ .
- c Show that  $OM$  is perpendicular to  $AB$ , where  $O$  is the origin.

4



The line  $l$  with equation  $3x + y - 9 = 0$  intersects the line  $m$  with equation  $2x + 3y - 12 = 0$  at the point  $A$  as shown in the diagram above.

- a Find, as exact fractions, the coordinates of the point  $A$ .

The region  $R_1$  is bounded by  $l$ ,  $m$  and the  $y$ -axis.

The region  $R_2$  is bounded by  $l$ ,  $m$  and the  $x$ -axis.

- b Show that the ratio of the area of  $R_1$  to the area of  $R_2$  is  $25 : 18$

- 5 The straight line  $l$  has the equation  $2x + 5y + 10 = 0$ .

The straight line  $m$  has the equation  $6x - 5y - 30 = 0$ .

- a Sketch the lines  $l$  and  $m$  on the same set of axes showing the coordinates of any points at which each line crosses the coordinate axes.

The points where line  $m$  crosses the coordinate axes are denoted by  $A$  and  $B$ .

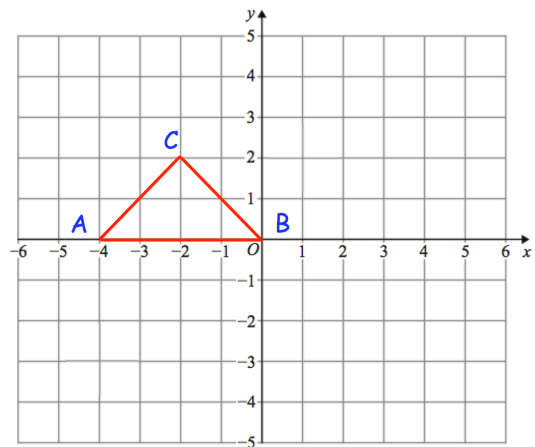
- b Show that  $l$  passes through the mid-point of  $AB$ .

## Apply

Question 1: ABC is a triangle.

Describe fully a **single** transformation of ABC so that:

- (a) None of the vertices are invariant.
- (b) Exactly one vertex is invariant.
- (c) Exactly two vertices are invariant.



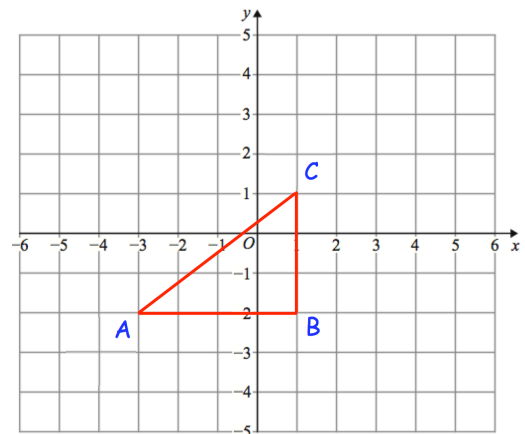
Question 2: Here is triangle ABC

Olivia says "if ABC is reflected in the line  $x = -3$  there is one invariant point."

Amelia says "if ABC is reflected in the line  $y = -2$  there are two invariant points."

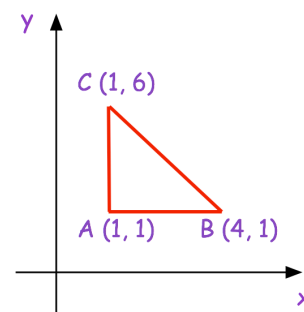
Isla says "if ABC is reflected in the line  $x = 1$  there are two vertices that are invariant."

Which student is incorrect? Explain your answer.



Question 3: Here is a sketch of triangle ABC.

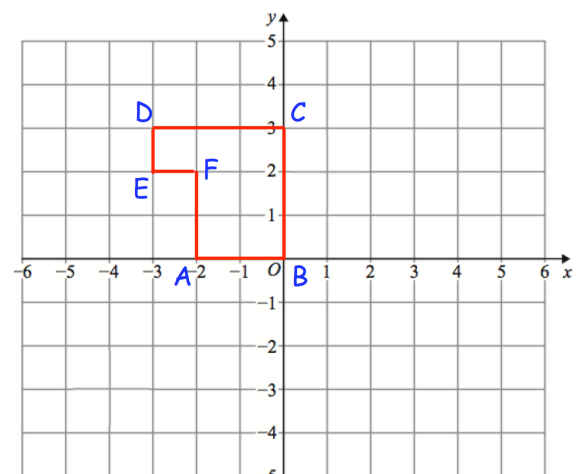
Describe fully a **single** transformation of ABC so that all the points on AC are invariant and the point B is not invariant.



Question 4: Here is shape ABCDEF

Describe fully **single** transformations so that from the six vertices:

- (a) only vertices B and C are invariant.
- (b) only vertex F is invariant.
- (c) only vertices B, D and F are invariant.



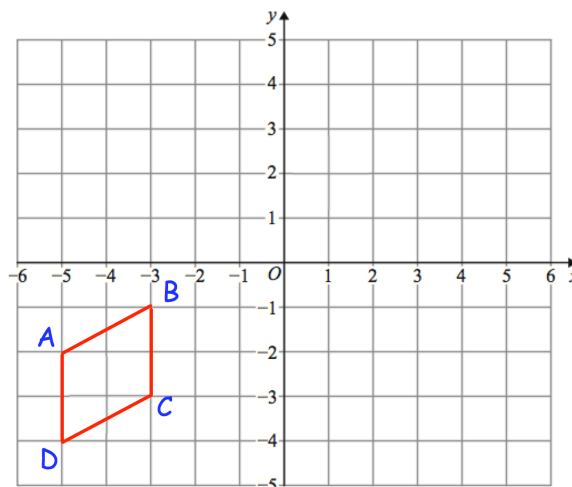
## Invariant Points

Video 392 on [www.corbettmaths.com](http://www.corbettmaths.com)

Question 5: Here is quadrilateral ABCD

ABCD is reflected in the line  $x = -1$   
 followed by a reflection in the line  $y = -x$   
 followed by a rotation of  $180^\circ$  about  $(-1, -1)$

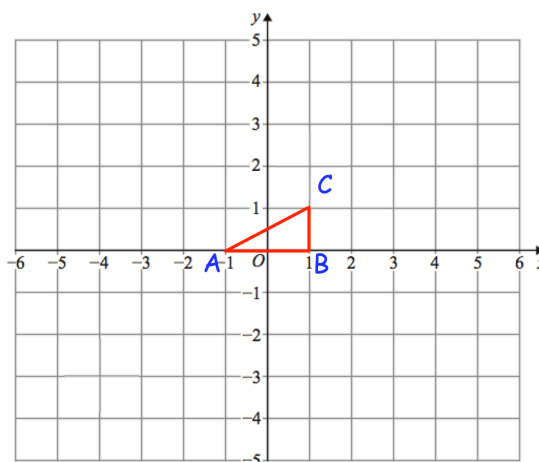
Which of the vertices are invariant?



Question 6: Shown is triangle ABC

ABC is rotated  $180^\circ$  about  $(-1, 2)$  and then  
 translated by the vector  $\begin{pmatrix} 2 \\ -4 \end{pmatrix}$

Write down the coordinate of the invariant point.



Answers



Click here



Scan here

'S

---

**GCSE MATHEMATICS  
REVISION PACK**